

Original Research

The Electric Vehicles' Recycling Process to Carbon Neutrality Mission in China Tends to Be Negative: Depending on the Technology Transition

Hongliang Zhang^{1#}, Bingya Xue^{2#}, Lai Chen², Lei Wang², Kai Huang³,
Zeyu Chang², Yajuan Yu^{2,4*}

¹School of Management and Economics, Center for Energy and Environmental Policy Research, Beijing Institute of Technology, Beijing 100081, China

²Department of Energy and Environmental Materials, School of Materials Science & Engineering, Beijing Institute of Technology, Beijing, 100081, China

³College of Environmental Science and Engineering, Beijing Forestry University, Beijing, 100083, China

⁴Beijing Institute of Technology Chongqing Innovation Center, Chongqing, 401120, China

Received: 13 September 2022

Accepted: 6 December 2022

Abstract

While electric vehicles are widely used, the number of waste lithium-ion batteries is increasing. The recycling and reproduction of materials with high environmental load is the key to the sustainable development of the electric vehicle power battery industry. This study conducted the life cycle assessment of CO₂, PM_{2.5}, SO₂ and NO_x emissions in the recycling stage of electric vehicles in the Beijing-Tianjin-Hebei region of China. The relevant conclusions are: electric energy makes a great contribution to pollutant emission. When taking 1 kg as functional unit, the emissions of SO₂ and NO_x in the recovery process of lithium iron phosphate (LFP) power battery are lower than those of Lithium nickel manganese cobalt oxide (NMC) battery, while CO₂ and PM_{2.5} are opposite. When taking 1 kWh as the functional unit, NMC power battery has better recovery and emission reduction effect than LFP, because it has higher mass and energy density. In particular, the recovery of active materials plays a significant role in NMC battery emission reduction. For CO₂, recycling does not bring better effects on emission reduction. To achieve carbon neutrality, the recycling process must be optimized. However, for PM_{2.5}, SO₂, and NO_x, recycling can in turn help reduce emissions in the production process, and the value is more obvious.

Keywords: electric vehicles, life cycle assessment, recycling, emission reduction benefits

#The authors contributed equally to this work.

*e-mail: 04575@bit.edu.cn

Introduction

About three-quarters of the world's greenhouse gases are produced by road vehicles [1]. As the world's largest emitter of carbon dioxide, Chinese government has pledged to reduce its emissions [2]. In the past ten years, with the support of government policies and technological progress, the electric vehicle (EV) industry has developed rapidly [3-5]. The International Energy Agency (IEA) predicts that by 2030, the global electric vehicle inventory will exceed 130 million [6]. Compared with traditional internal combustion engine fuel vehicles, electric vehicles have the advantage of "zero emission" on the road, which can greatly reduce the CO₂ emission during the driving process [7-10]. In addition to CO₂, the pollution emissions of PM_{2.5}, SO₂, and NO_x are closely related to human health and air quality [11], and have become an issue of increasing concern.

The capability of fast charging rate, high energy density, high specific energy extended cycle life, low maintenance requirement are advantages of Li-ion batteries [12,13]. As a result, the demand for lithium-ion batteries has risen sharply in the world [14]. A large number of waste batteries have accumulated [15]. At the same time, waste accumulation and resource consumption are rising sharply [16-18]. According to data from the China Automotive Technology and Research Center, by 2025, the cumulative number of scrapped power batteries in China will reach 780,000 tons (about 116 GWh) [19]. Lithium-ion battery recycling is essential and is becoming the cornerstone of sustainable electric mobility [20,21], attracting widespread concern [22].

The model of Abdelbaky, proves that the inventory and scrap volume of lithium-ion batteries in the EU will increase significantly with the development of electric vehicles in 2040, and emphasizes the importance of achieving closed-loop recycling of lithium resources [23]. The life cycle assessment (LCA) of power batteries in China mostly focuses on the acquisition and use of raw materials, and there are few LCA studies on the scrap recycling of power batteries, or extremely simple models are used to simplify calculations [24]. Xue et al. [25] established a scrapping model to test the recycling potential of EVs. Song [26] analyzed the environmental impact of related industries using LFP power batteries as an example, and emphasized the importance of recycling. It can be seen that battery recycling can reduce emissions by reducing material input [27], which is vital to the environmentally friendly development of the power battery industry.

To this end, we used LCA, a method of assessing the energy consumption and environmental impact of a product, process or service from raw material collection to production, transportation, use and final disposal [28,29]. Not limited to CO₂, PM_{2.5}, SO₂ and NO_x, which directly harm human health and air quality,

are also included in this evaluation system. To explore the effect of recycling copper, aluminum, LFP and NMC active materials on emission reduction in the secondary production process of electric vehicle power batteries.

Material and Methods

Research Object

In this study, model was conducted in a professional environmental assessment software (Simapro). Based on the LCA method, the mainstream LFP and NMC power batteries in the market are taken as the research objects. The system boundary is the recovery stage of electric vehicle power batteries, and the overall research objective is the emission reduction level of CO₂, PM_{2.5}, SO₂ and NO_x by the recycled materials. To achieve this goal, the following steps are carried out. Firstly, the emission of the recovery technology is compared and analyzed, and its emission contribution is explored. Secondly, it analyzes whether the recycled material can achieve emission reduction. Finally, the contribution of recycled substances to emission reduction is studied. The selected functional unit (FU) is 1 kg and 1kWh. The two functional units are selected to introduce the parameter of mass energy density and explore the influence of the mass energy density on the CO₂, PM_{2.5}, SO₂ and NO_x emissions in the recovery stage of NMC and LFP power batteries. The mass energy density of the LFP power battery in this study is 88 Wh/kg, and that of the NMC power battery is 150 Wh/kg.

The materials recovered in this paper are copper, aluminum, active materials of LFP and NMC. The recycled materials are put into the battery production process instead of the primary materials. The emissions of the above materials prepared are calculated according to the list, which is the emission reduction of the recycled materials. Input the materials and energy needed for recycling into the software, and calculate the emission levels of CO₂, PM_{2.5}, SO₂ and NO_x of the two, which is the emission of the recovery technology. The difference between the two is the emission reduction level of power battery in the recycling stage.

In the recycling process, because the current domestic power battery recycling industry is relatively incomplete, the recycling list used in this study is based on a large amount of literature research.

Analysis of Recovery Method

LFP power batteries do not contain nickel, cobalt, manganese and other precious metals. The method of thermometallurgy is mainly to recover materials such as lithium, phosphorus and iron, and it has low added value of recycling [30]. The list used in this

study comes from the research of Wang Zhuopu at Tsinghua University [31], which includes traditional hydrometallurgy technology and full-component physical recycling technology.

For the NMC power battery, its active materials contain a lot of precious metals, especially cobalt material which greatly pollutes the soil, so it is necessary to recover NMC active materials. In this study, the recycling list of NMC power battery comes from the directional cycle process of waste power battery provided by Xie Yinghao et al. [32]. This method combines the advantages of traditional hydrometallurgy and thermometallurgy and improves their respective deficiencies. For example, the traditional hydrometallurgy cannot effectively recover aluminum and needs to consume more alkali.

As for the choice of recovery process, this research tends to choose the process of aluminum, copper and active materials. Electrolyte recovery has high technical requirements, and currently there are few companies that recover electrolytes in China. Diaphragm is a polymer material, it will be aging after a period of use, and the recycling value is not great. If the negative electrode is used for a long time, the structure will change, and it cannot be used directly after recycling. Moreover, the price of graphite is not high, and the economic value of recycling is not large [33].

Results and Discussion

Emissions and Contributions of the Recovery Process

Recycling and reproducing materials with high environmental load are crucial for the sustainable development of the electric vehicle power battery industry. The CO₂, PM_{2.5}, SO₂, and NO_x emissions during the recovery process of the LFP and NMC power batteries with 1 kg and 1 kWh functional units are shown in Fig. 1(a-d).

As shown in Fig. 1(a-d), when 1 kg is taken as the functional unit, compared with the LFP power battery, the emission changes of the NMC battery in CO₂, PM_{2.5}, SO₂, and NO_x are -2.41%, -6.26%, 54.57%, and 0.24%, respectively. That is, the emissions of CO₂ and PM_{2.5} in the NMC power battery recovery process are lower than the emissions of LFP power battery, while the SO₂ and NO_x emissions are higher than the emissions in LFP power battery recovery process.

When using 1 kWh as the functional unit, the emissions of CO₂, PM_{2.5}, SO₂ and NO_x in the recovery process of NMC power batteries are lower than those during the recovery process of LFP power batteries. It is worth noting that the change in emissions gap is greater than that taking 1 kg functional unit. Compared

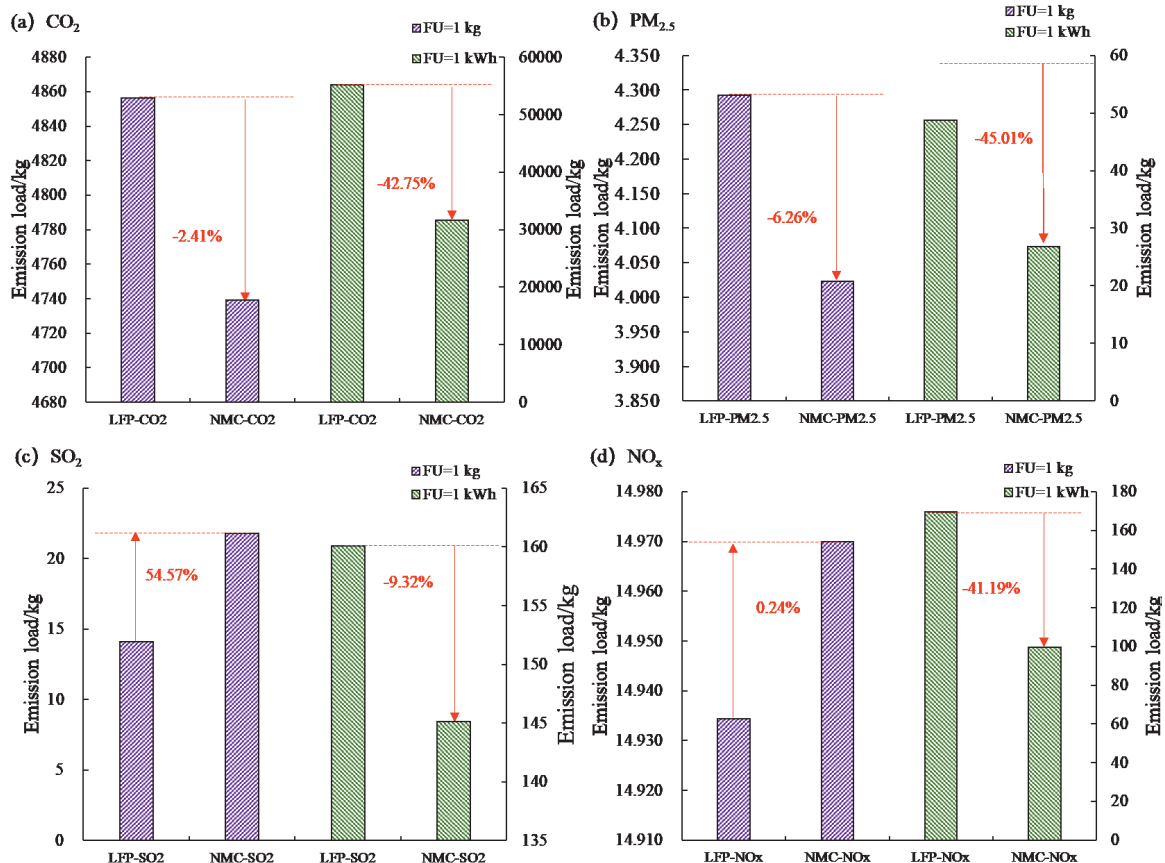


Fig. 1. (a)-(d) Emissions of two types of power batteries in recycling processes.

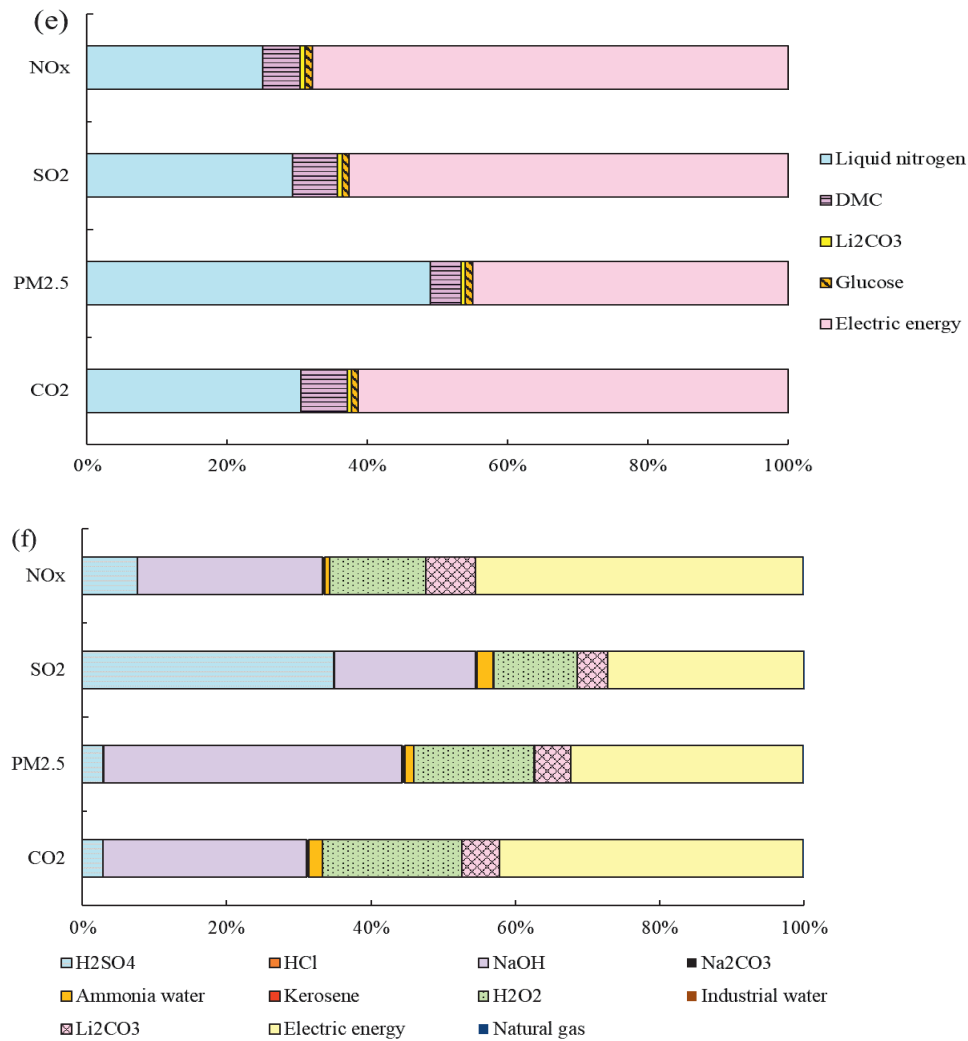


Fig. 1. (e) Emission contribution of each component in LFP recovery process; (f) Emission contribution of each component in NMC recovery process.

with the LFP power battery recycling process, the emission changes of NMC batteries in CO₂, PM_{2.5}, SO₂ and NO_x are -42.75%, -45.01%, -9.32% and -41.19%, respectively. It shows that mass energy density can not only affect the environmental load caused by the consumption of raw materials per unit mass, but also affect the recycling stage. It is a very important parameter in the LCA evaluation of power batteries.

The corresponding environmental impacts for each material and energy input in the recovery process are shown in Fig. 1(e, f). Fig. 1(e) shows the emission ratio of each link in the recovery process of LFP power battery. It can be seen that among the four types of emissions, the input of electrical energy and the use of liquid nitrogen are the main contributing sources of CO₂, PM_{2.5}, SO₂ and NO_x emissions in the recovery process. The cleanliness of the power affects the pollutant emission caused by the input of electric energy in the power battery recovery process. In addition, improving the use efficiency of liquid nitrogen can effectively

reduce the CO₂, PM_{2.5}, SO₂, and NO_x emissions in the LFP power battery recovery process.

As shown in Fig. 1(f), in the NMC power battery recovery process, the use of electric energy, sodium hydroxide and hydrogen peroxide have a greater contribution to CO₂, PM_{2.5}, SO₂ and NO_x emissions. Consistent with the LFP power battery recycling process, the input of electricity is still the main source of CO₂, PM_{2.5}, SO₂ and NO_x emissions. For the use of sodium hydroxide and hydrogen peroxide, it should be used as efficiently as possible to avoid waste. This requires reasonable calculations in the specific operation process, linking the usage with the recovery efficiency, and pursuing a higher recovery rate with the least reagent consumption. Finally, it is worth noting that in SO₂ emissions, the contribution of sulfuric acid has increased significantly, and it accounts for the highest proportion of all reagents and energy inputs, reaching 34.86%. However, in CO₂, PM_{2.5}, and NO_x emissions, the use of sulfuric acid is only 2.83%, 2.84% and 7.60%. This is most likely to be related to the sulfuric acid

production process. A cleaner sulfuric acid production process will directly reduce the SO₂ emissions in the NMC recovery process, such as increasing the yield of industrially prepared sulfuric acid and equipping with high-efficiency sulfur absorption devices.

Emission Reduction of Recycled Substances

The CO₂, PM_{2.5}, SO₂ and NO_x emissions by producing aluminum sheet, copper sheet, LFP active materials and NMC active materials at a time are too high, so it is necessary to recycle them effectively. As shown in Fig. 2, the emissions generated by the battery process are inconsistent with the emissions reduced by adding recycled materials to secondary production. For CO₂, the emission of the recycling process itself is greater than the emissions reduced by using recycled materials. But for PM_{2.5}, SO₂ and NO_x, the emissions of the recycling process itself are lower than the emission reduction of recycled materials, and its value is more obvious. For example, in the LFP power battery recycling process, the SO₂ produced by the process itself is 14 g, while the recovered copper sheets, aluminum sheets, and LFP active materials can reduce the emissions from secondary production by 44 g, which is a three-fold gap.

Therefore, the environmental advantages of effective recovery of power batteries are mainly reflected in the emissions of PM_{2.5}, SO₂ and NO_x. To achieve carbon neutrality, current recycling processes may not be able to support it. It needs to be done at the source, that is, improve the extraction technology of raw materials and the manufacturing technology of battery parts; In addition, the recycling technology should be

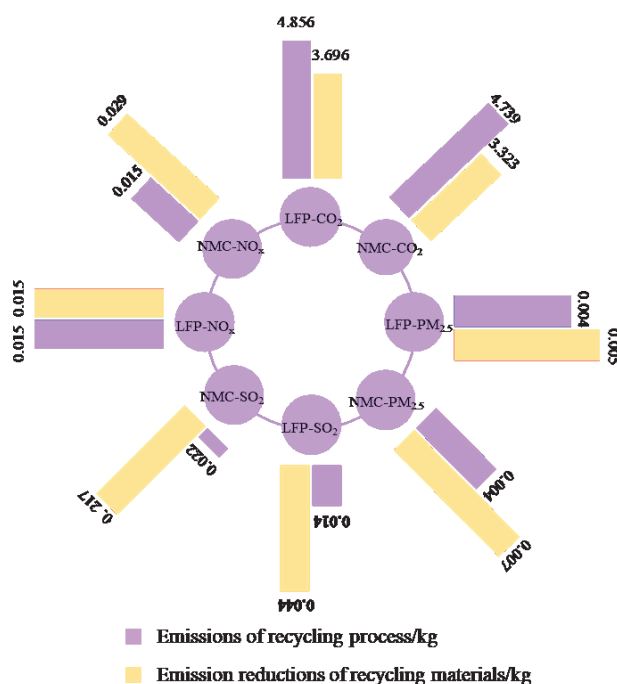


Fig. 2. The emission reduction of recycled substances.

optimized. It is necessary to start with two aspects: effective use of reagents and improvement of power cleanliness, and improvements in these two aspects will continue to increase the efficiency of CO₂, PM_{2.5}, SO₂ and NO_x emission reduction.

Contributions of Recycled Materials on Reducing Emissions

The CO₂, PM_{2.5}, SO₂ and NO_x emissions of LFP power battery after the recycling of copper, aluminum and LFP active materials are shown in Fig. 3. As shown in Fig. 3(a-d), for different emissions, the recovery importance of copper, aluminum and LFP active material is not in the same order. Among them, recycled aluminum has excellent performance in reducing emissions of CO₂, PM_{2.5} and NO_x. It shows that in the primary production process of LFP power batteries, the aluminum foil used for the current collector and the production of all-aluminum battery shells have a large burden of CO₂, PM_{2.5} and NO_x emissions, which can be reduced by recycling aluminum.

The second is the recycling of copper, which accounts for a significant reduction in PM_{2.5}, SO₂ and NO_x emissions. Especially in terms of SO₂ emissions, copper recycling accounts for 64.91%, and the emission reduction value reaches 0.029 kg, which far exceeds the 26.24% of aluminum foil recycling. The copper sheet used as the negative current collector has obvious SO₂ emission preference in the primary production process, which is largely related to the smelting of sulfide ore. So, reducing the upstream emissions of copper production or increasing the recovery rate are both conducive to reducing the SO₂ emissions of the whole life cycle of the LFP power battery.

It is worth mentioning that, for LFP power batteries, the emission reduction value of recycling active materials is not as good as that of aluminum and copper. This is mainly because there are no precious metal elements like NMC active materials in the elements that make up LFP active materials. Another possible reason is that LFP power batteries have excessive demand for aluminum and copper resources, such as copper resources in the battery casing and circuit board, resulting in an insignificant emission reduction ratio of LFP active material recycling.

As shown in Fig. 3(e-h), the importance of copper, aluminum and NMC active substance recycling and emission reduction is inconsistent with that of LFP power battery. The recycled NMC active materials have excellent performance in CO₂, PM_{2.5}, SO₂ and NO_x emission reductions. It is not only much higher than the proportion of LFP active materials in power battery recycling and emission reduction, but also the environmental benefit of NMC recycling is significantly higher than that of LFP active materials in specific quantities. This is because NMC active materials contain nickel, cobalt, manganese, and lithium materials, all of which have a high environmental load. In addition,

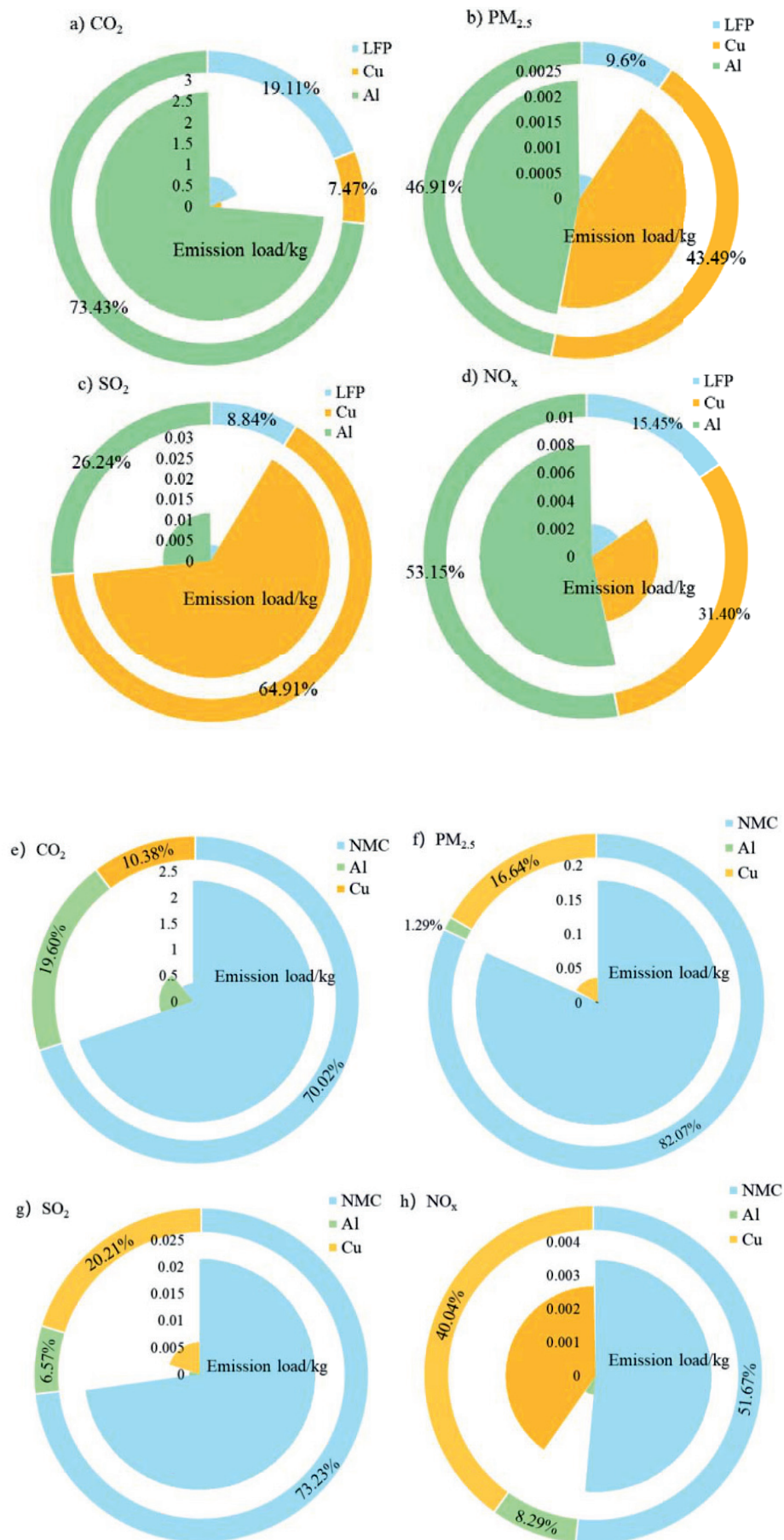


Fig. 3. The proportion of LFP and NMC active materials, aluminum and copper emission reduction in recycling process.

the preparation process of NMC precursor requires high energy and resource consumption. The effective recycling of NMC active materials after the battery is scrapped can not only prevent the cobalt element from entering the land and rivers and polluting the environment when it is directly landfilled. At the same time, it can also significantly reduce the input of NMC active materials in the secondary production process of power batteries, and avoid excessive CO₂, PM_{2.5}, SO₂, and NO_x emissions caused by the consumption of raw materials.

Conclusions

Power batteries have different mass and energy densities due to their different types, which in turn will affect the material input in the recycling process. That is, the higher the mass energy density, the less the material and energy input per kWh. When taking 1 kg as the functional unit, the CO₂ and PM_{2.5} emissions during the recovery process of LFP power batteries are higher than those of the NMC power battery recovery process, while the emissions of SO₂ and NO_x are contrary. When taking 1 kWh as the functional unit, the CO₂, PM_{2.5}, SO₂ and NO_x emissions of NMC power battery recovery process are lower than those of LFP power battery recovery process.

The main sources of CO₂, PM_{2.5}, SO₂, and NO_x emissions in the the two types of power batteries recycling process come from the input of electric energy. In the recovery process of LFP power battery, the use of liquid nitrogen contributes significantly to the emission of CO₂, PM_{2.5}, SO₂ and NO_x. In the recycling process of NMC power battery, the use of sodium hydroxide and hydrogen peroxide contribute significantly to the discharge of four pollutants. In addition, the use of sulfuric acid will have the greatest contribution to SO₂ emissions in the NMC power battery recovery process. In the recovery process, the reagents with high emission load should be efficiently utilized and recovered.

Recycled materials for reproduction can reduce the input of raw materials in the battery production process, so that resources can be fully and effectively utilized, reducing waste. But it is worth noting, for CO₂, recycling does not bring better effect on emission reduction. If we want to achieve carbon neutrality for EVs, on the one hand, we need to reduce emissions from the source, that is, optimize the process from cradle to gate; on the other hand, the recycling technology needs to be innovated, such as improving the efficiency of chemical reagents and the cleanliness of electricity in recycling processes to reduce the carbon emissions. However, for PM_{2.5}, SO₂, and NO_x, recycling can in turn help reduce emissions in the production process, and the value of reducing emissions is more obvious.

For different emissions, the importance of the recovery of copper, aluminum and LFP active material is not consistent. Among them, recycled aluminum

performs well of CO₂, PM_{2.5}, and NO_x emission reductions in LFP primary production. The recycling of copper greatly reduces the emission of PM_{2.5}, SO₂ and NO_x, especially in SO₂. Moreover, the emissions reduction value of recycling LFP active materials is not as good as that of aluminum and copper. The recycled NMC active materials performed well in the emission reduction of CO₂, PM_{2.5}, SO₂ and NO_x. Not only is it much higher than the ratio of LFP active materials recycling and emission reduction, in terms of specific magnitude, the environmental benefits of NMC recycling are also significantly higher than LFP.

From the perspectives of clean production and circular economy, it is extremely important for the effective recycling of LFP and NMC power batteries after they are scrapped, and it will also benefit the sustainable development of electric vehicles.

Acknowledgments

This work was supported by (1) the National Natural Science Foundation of China (52074037); (2) National Key R&D Program of China (2021YFB2401800). and (3) Inner Mongolia Autonomous Region Science and Technology Major Project (2020ZD0018); (4) National Key R&D Program of China (2022YFB3305400).

Conflict of Interest

The authors declare no conflict of interest.

References

1. JOVANOVIĆ M.M. Belgrade's Urban Transport CO₂ Emissions from an International Perspective. *Polish Journal of Environmental Studies*, **25** (2), 635, **2016**.
2. MA Z.G., SUN T. Study on measurement and driving factors of carbon emission intensity from energy consumption in China. *Polish Journal of Environmental Studies*, **31** (4), 3687, **2022**.
3. ZHANG J., LI B.B., GARG A., LIU Y. A generic framework for recycling of battery module for electric vehicle by combining the mechanical and chemical procedures. *International Journal of Energy Research*, **42** (10), 3390, **2018**.
4. ZHOU Y.Z., HUANG J.C., SHI J.M., WANG R., HUANG K.H. The electric vehicle routing problem with partial recharge and vehicle recycling. *Complex & Intelligent Systems*, **7** (3), 1445, **2021**.
5. WANG M.X., WANG Y.J., CHEN L., YANG Y.Q., LI X. Carbon emission of energy consumption of the electric vehicle development scenario. *Environmental Science and Pollution Research*, **28** (31), 42401, **2021**.
6. CHITRE A., FREAKE D., LANDER L., EDGE J., TITIRICI M.M. Towards a more sustainable lithium-ion battery future: recycling LIBs from electric vehicles. *Batteries & Supercaps*, **3** (11), 1126, **2020**.
7. ZENG X.Q., LI M., ABD EL-HADY D., ALSHITARI W., AL-BOGAMI A.S., LU J., AMINE K. Commercialization

- of lithium battery technologies for electric vehicles. *Advanced Energy Materials*, **9** (27), 1900161.1-1900161.25, **2019**.
8. FILOTE C., FELSEGI R.A., RABOACA M.S., ASCHILEAN I. Environmental impact assessment of green energy systems for power supply of electric vehicle charging station. *International Journal of Energy Research*, **44** (13), 10471, **2020**.
 9. THORNE R., LOPEZ F.A., FIGENBAUM E., FRIDSTROM L., MULLER D.B. Estimating stocks and flows of electric passenger vehicle batteries in the Norwegian fleet from 2011 to 2030. *Journal of Industrial Ecology*, **25** (6), 1529, **2021**.
 10. WANG Y.Q., YU Y.J., HUANG K., CHEN B., DENG W.S., YAO Y. Quantifying the environmental impact of a Li-rich high-capacity cathode material in electric vehicles via life cycle assessment. *Environmental Science and Pollution Research*, **24** (20), 1251, **2017**.
 11. CHENG J., TONG D., ZHANG Q., LIU Y., LEI Y., YAN G., YAN L., YU S., CUI R.Y., CLARKE L., GENG G.N., ZHENG B., ZHANG X.Y., DAVIS S.J., HE K.B. Pathways of China's PM_{2.5} air quality 2015-2060 in the context of carbon neutrality. *National Science Review*, **8** (12), 63, **2021**.
 12. KEBEDE A.A., COOSEMANS T., MESSAGIE M., JEMAL T., BEHABTU H.A., VAN MIERLO J., BERECIBAR M. Techno-economic analysis of lithium-ion and lead-acid batteries in stationary energy storage application. *Journal of Energy Storage*, **40**, 102748, **2021**.
 13. KOOHI-FAYEGH S., ROSEN M.A. A review of energy storage types, applications and recent developments. *Journal of Energy Storage*, **27**, 101047, **2020**.
 14. OR T., GOURLEY SW.D., KALIYAPPAN K., YU A., CHEN Z.W. Recycling of mixed cathode lithium-ion batteries for electric vehicles: Current status and future outlook. *Carbon Energy*, **2**, 6, **2020**.
 15. CHEN M.Y., ZHENG Z.F., WANG Q., ZHANG Y.B., MA X.T. SHEN C., XU D.P., LIU J., LIU Y.T., GIONET P., O'CONNOR I., PINNELL L., WANG J., GRATZ E., ARSENAULT R., WANG Y. Closed loop recycling of electric vehicle batteries to enable ultrahigh quality cathode powder. *Scientific Reports*, **9**, 1, **2019**.
 16. ZENG X.L., ALI S.H., TIAN J.P., LI J.H. Mapping anthropogenic mineral generation in China and its implications for a circular economy. *Nature Communications*, **11** (1), 1544, **2020**.
 17. HARPER G., SOMMERVILLE R., KENDRICK E., DRISCOLL L., SLATER P., STOLKIN R., WALTON A., CHRISTENSEN P., HEIDRICH O., LAMBERT S., ABBOTT A., RYDER K.S., GAINES L., ANDERSON P. Recycling lithium-ion batteries from electric vehicles. *Nature*, **575** (7781), 75, **2019**.
 18. CHEN M., MA X.T., CHEN B., ARSENAULT R., KARLSON P., SIMON N., WANG Y. Recycling end-of-life electric vehicle lithium-ion batteries. *Joule*, **3**, 2622, **2019**.
 19. ZHAO X., PENG B.H., ZHENG C.Y., WAN A.X. Closed-loop supply chain pricing strategy for electric vehicle batteries recycling in China. *Environment Development and Sustainability*, **24** (6), 7725, **2022**.
 20. BURKERT A. Effective recycling of electric-vehicle batteries. *MTZ worldwide*, **79** (9), 8, **2018**.
 21. KIM S., BANG J., YOO J., SHIN Y., BAE J., JEONG J., KIM K., DONG P., KWON K. A comprehensive review on the pretreatment process in lithium-ion battery recycling. *Journal of Cleaner Production*, **294**, 126329, **2021**.
 22. CIEZ R.E., WHITACRE J.F. Examining different recycling processes for lithium-ion batteries. *Nature Sustainability*, **2** (2), 148, **2019**.
 23. ABDELBAKY M., PEETERS J.R., DEWULF W. On the influence of second use, future battery technologies, and battery lifetime on the maximum recycled content of future electric vehicle batteries in Europe. *Waste Management*, **125**, 1, **2021**.
 24. QIAO Q.Y., ZHAO F.Q., LIU Z.W., HAO H. Electric vehicle recycling in China: Economic and environmental benefits. *Resources Conservation and Recycling*, **140**, 45, **2019**.
 25. XUE J., HU S., YANG Q. Potentials analysis of the renewable resource of scrapped cars in China, China Population. *Resources and Environment*, **23** (2), 169, **2013**.
 26. SONG D., YANG S.B., LIU J.J., AN B.B., LIU L.Y. Analysis on techniques in environmental impact assessment of lithium iron phosphate battery projects. *Environment and ecology in the Three Gorges*, **35** (4), 28, **2016**.
 27. PAULIUK S., HEEREN N., BERRILL P., FISHMAN T., NISTAD A., TU Q.S., WOLFRAM P., HERTWICH E.G. Global scenarios of resource and emission savings from material efficiency in residential buildings and cars. *Nature Communications*, **12** (1), 5097, **2021**.
 28. ETERS J.F., WEIL M. Providing a common base for life cycle assessments of Li-Ion batteries. *Journal of Cleaner Production*, **171**, 704, **2018**.
 29. SUN Z.X., SHI X.Q., YANG J.X. Review on integration of life cycle assessment and environmental risk assessment methods. *China population-Resources and Environment Special Issue in 2014*, 204, **2014**.
 30. XIAO W.K., ZHANG H. Recycling status of spent lithium-ion batteries for electric vehicle in China. *Chinese Journal of Power Sources*, **44** (8), 1217, **2020**.
 31. WANG Z.P. Potential and life cycle evaluation of new energy vehicle power battery recycling. *Tsinghua University*, **2018**.
 32. XIE Y.H., YU H.J., OU Y.N., LI C.D. Environmental impact assessment of recycling waste traction battery. *Inorganic Chemicals Industry*, **47** (4), 43, **2015**.
 33. WU X.L., WANG C.L., CHEN X., WANG Y.S., LI Y. Market scale and recycling technology of waste lithium-ion batteries. *Environmental Science & Technology*, **43** (S2), 179, **2020**.