

Original Research

Microbial Community Dynamics in Field-Scale Biopile Bioremediation

Ana Maria Tănase^{1,2}, Iulia Chiciudean², Ioana Mereuță², Robertina Ionescu²,
Călina Petruța Cornea¹, Tatiana Vassu², Ileana Stoica^{2*}

¹Molecular Biology Laboratory, University of Agronomic Sciences and Veterinary Medicine of Bucharest,
59 Mărăști Blvd, District 1, 011464, Bucharest, Romania

²Department of Genetics, University of Bucharest,
1-3 Portocalelor Aly, Districts 6, 060101, Bucharest, Romania

Received: 22 April 2016

Accepted: 12 August 2016

Abstract

Understanding the microbial communities responses to biopile procedures is an essential step in the field of microbial ecology and in bioremediation applications. In order to estimate metabolic dynamics at a microbial community level, we used Biolog Ecoplates. Assays showed that the bacterial communities from all samples were capable of utilizing a great variety from the 31 carbon substrates. Shannon's diversity index values were between 2.711 ± 0.303 in August and 3.262 ± 0.062 in April, recording a general variation of 0.5 that is similar to other studies. Statistical analysis showed a good correlation coefficient for 2-hydroxybenzoic acid, a compound that is metabolized through the naphthalene degradation pathway. Results showed a metabolic shift of the microbial community determined by temperature and the decrease of aromatic hydrocarbon concentrations. The shift was observed in the dynamics of MPN from 9×10^6 to 1×10^9 cell/g of soil. Even if the initial total petroleum hydrocarbon concentration from the biopile matrix was much higher than in other studies (10.25 g/kg), at the end of the evaluation the pollutant content of the biopile matrix had a removal rate between 92-98% for monoaromatic hydrocarbons and 57-75% for poliaromatic hydrocarbons.

Keywords: bioremediation, metabolic dynamic, ECOpates, ANOVA, PCA, oil pollution

Introduction

A successful bioremediation program requires the application of several strategies tailored to the specific environmental parameters of the contaminated site, but also tailored to pollutant structure [1]. Pollution with oil compounds and oil sludge may cause a lot of damage

in many environments, having long-term effects due to their high toxicity and carcinogenic potential. One of the most useful low-cost, clean environmental tools in bioremediation of oil sludge is represented by biopile procedures [2-3]. This approach is based on indigenous microbial community metabolic activity, in order to degrade persistent and recalcitrant compounds with high molecular weight like polycyclic aromatic hydrocarbons (PAHs) [2, 4]. Many factors influence the ability of the microbial community to degrade high concentrations of

*e-mail: ileana.stoica@bio.unibuc.ro

various contaminants [1, 6], but the most important are temperature, oxygen, and moisture. Thus the study of metabolic specialization and metabolic dynamics might be essential for the discrimination of the microbial communities' abilities to degrade contaminants in order to remove them.

Measures of diversity and evenness have been used in several types of research to study substrate utilisation patterns from natural microbial populations in order to evaluate and predict the magnitude of microbial functional diversity [6]. A significant part of their proposed methods are based on isolation and characterization of microbial strains with specific metabolic activities within the communities, but knowing that most microbial strains are unculturable, the main conclusions are not even close to the real function and structure of the microbial community. In this regard, Biolog Ecoplates is a more advanced technique used to observe the potential activity of microbial communities and eliminate the limitation of conventional microbiological methods. Biolog Ecoplates generate reproducible patterns of carbon source utilization and provide the possibility of distinguishing temporal and spatial differences among microbial communities. [5, 7-8].

In this study, Biolog Ecoplates were used to evaluate the metabolic activity of microbial communities from a long-term oil polluted soil, in correlation with polyaromatic hydrocarbon concentrations, in a bioremediation project using field-scale biopile [1, 6]. According to our knowledge, this was the first study regarding the metabolic changes of microbial communities as a response to various oil compound pollution for a 10-month period, analysing the community level physiological profiles (CLPP) in association with the decreasing concentration of several aromatic hydrocarbons and heavy metals. In the last few years Biolog Ecoplates have become a useful tool in soil microbial ecology and they are generally considered a sensitive fingerprinting tool for microbial communities' metabolic activity. However, no perfect method for processing and analyzing the huge amount of data has yet been found [9-10].

Materials and Methods

Site Description

An outdoor oil sludge storage site was chosen for this field experiment. This research was part of a larger remediation project involving a large area from Arges County, situated in a middle continental temperate zone area with temperatures in summer of 26-30°C and -8°C in winter, and with annual precipitation of about 800 mm/mp with a maximum in May and June. A high amount of oil sludge was the result of different processes of oil exploitation. Aged oil sludge was dug out of the pools and mixed thoroughly using an excavator [11]. Then the sludge (about 82 mc) was divided into two piles, S (56.870 mc) and N (24.483 mc) and mixed with calcium sulfate, mechanically aerated.

Field Sampling

Samples were taken from mark places, on the first week of each month starting with March until December. When field sampling was conducted, four samples were taken, two from the north side and two more from the south side of the biopile. The 50 g sludge samples were stored at 4°C before subsequent analysis, but generally field samples were laboratory analyzed on the same day.

Biolog Ecoplate

Dynamics of the catabolic diversity of soil microbial community from the biopile was determined using a Biolog ECO microplate (Biolog, Inc., CA, USA). Samples were processed as previously using a 10-fold dilution and pre-mix in order to discharge microorganisms from the soil matrix. After 30 minutes of rest, 150 µl of supernatant was inoculated to each well from a supplementary dilution of 10⁻². Plates were incubated in the dark at 24°C and color development was monitored at 590 nm wavelength every 24 h for five days using an automated microtiter-plate reader (Biolog Inc.). Because the plates were visibly colored by the addition of soil extract, the initial absorbances were measured immediately after inoculation and were subtracted from subsequent daily readings.

The average well color development (AWCD) for all carbon sources [6, 12] was calculated, being an indicator of total activity. Kinetic analysis also was performed using average well colour development (AWCD) as a parameter that enables us to capture an integral picture of sample differences in carbon source utilization. AWCD was calculated as the arithmetic mean of the OD values of all of the positive wells in the plate per reading time for all four samples [7, 13]. AWCD means [6] for the three replicates on the same plate were calculated and then compared among each monthly soil sample. The AWCD can give an overall trend of metabolic activity of the microbial communities in time.

Enumeration of Cultivable Bacteria

The number of total cultivable bacteria were assessed by the plate count method. 5 g of fresh biopile sediment sample diluted in 45 mL sterile water was homogenized on a vortex mixer (S8A Stuart) at 2,200 rpm for 5 min shaken, repeated three times and then allowed to settle for 30 min. Serial dilutions were made and plated in R2A (agar 15.0g, yeast extract 0.5g, acid hydrolysate of casein 0.5g, glucose 0.5g, soluble starch 0.5g, K₂HPO₄, 0.3g, sodium pyruvate 0.3g, pancreatic digest of casein 0.25g, MgSO₄ anhydrous 0.024g, and pH 7.2±0.2 at 25°C) for total heterotrophic bacteria (THB) [11]. The colony-forming units (CFU) of total cultivable microorganisms were recorded after incubation in the dark at 28°C for seven days and verified after 14 days for new colonies. Results were expressed per ml of 10-fold initial dilution.

Chemical Analysis

Polluted soil samples taken from the four sites were dried, ground, and sieved through a 2-mm mesh before analyzing any chemical composition. An independent private laboratory analyzed total aromatic hydrocarbons by SR-ISO 7877 [14], BTEX by SR-ISO 11423 [15], and polyaromatic hydrocarbons by SR-ISO 13877 [16] in order to determine soil quality [4]. The parameters of the ASE300 were set according to [11]. Determination of heavy metals (Cd, Cu, Pb, Ni and Zn) was performed according to SR EN ISO 17294 [17] using atomic absorption spectrometry [1, 11].

Statistical Analysis

Metabolic activity of microbial communities from the biopile was compared within diversity indexes, and AWCD performed based on the variance-covariance matrix. We used one-way ANOVA analyses with Tukey's post test to determine levels of significance using Minitab software. A level of 0.05 was used for the statistical Tukey test. To compare the CLPPs, we performed principal component analysis (PCA) using ecological analysis tools for microbial ecology (EATME) [18]. Correlations were performed using multiple linear regression with Pearson methods. Shannon's diversity index was calculated using data from the DO_{590} after subtraction of water blank values, where pi is the ratio of the contribution of each individual substrate to the sum of DO from all substrates, and is used to assess the evenness of functional diversity [6, 9].

Results and Discussions

Dynamics of Metabolic Capacities of Microbial Community

In most studies, the soil samples have been collected from replicated treatment plots or from different kinds of ecosystems. In this study we collected four samples (D1S1, D1S2, D1N1, and D1N2) flag-marked from the same biopile and analyzed for 10 months. Biolog EcoPlate assays showed that the bacterial communities from all samples utilized a variety of the 31 carbon substrates, grouped in the following classes of compounds: amines, carbohydrate complex carbon sources, carboxylic acids, amino acids, and phosphate carbon according to similar studies [7, 19-20]. The utilization of carbon sources into six substrate groups showed similar use every month, despite the temperature variations between cold and extremely hot seasons.

Utilization of carbon sources calculated as AWCD (average color) [7] (Fig. 1), and showed a sigmoidal trend of microbial community metabolic activity and response. Similar studies underlined that AWCD values could reflect the oxidative capacity of soil microorganisms developing in the Biolog Microplates and is usually used as an indicator of overall microbial activity from the location

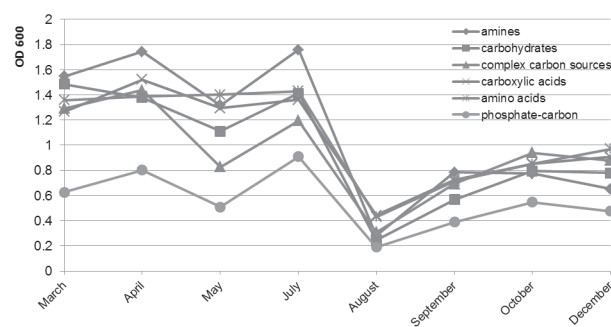


Fig. 1. Dynamics of microbial community metabolic abilities from the biopile for each carbon source group over 10 months.

of samples [7]. In our study this is an indication of a high oxidative potential of biodegradative activity of the microbial community, the decreasing AWCD values from August can be due to high ambient average temperature, which caused a strong dehydration in the biopile matrix. The autumn and winter months also registered a low metabolic activity due to decreasing pollutants, microbial community selected until that time being most probably specialized on such compounds. AWCD shows the fastest rate of carbon substrate consumption, suggesting great genetic diversity within the analyzed bacterial community [3, 19, 21].

Shannon's diversity index values were between 2.711 ± 0.303 in August and 3.262 ± 0.062 in April, registering a general variation of 0.5 that is similar to other studies that evaluated this index in different environments. Surprisingly, the biodegradative community from our study presented a higher diversity index than those reported in grassland (2.26 ± 0.31 and 2.92 ± 0.23) [21].

In most studies, the soil samples are collected from replicated treatment plots or from different kinds of ecosystems [11, 21], but we compared diversity indices within each month using a two-way analysis of variance (ANOVA) using the three replicates from Ecoplates and all four locations for all 31 carbon sources. All substrates analyzed supported the growth of the microbial communities of biopile in every sampling time studied. ANOVA of H revealed that the data is statistically significant for each moment of prelevation with a $p \leq 0.001$, and Tukey test grouped all moments of sampling except August, which seems to have a different metabolic activity. ANOVA on AWCD also revealed that all data are statistically significant with a $p < 0.001$ but were detected in three groups A--> March, May, April, July; B--> March, July, December, October; and C --> December, October, September, August. When we applied logarithmic Pearson correlation of those data in the EATME online software package, the three groups remained the same.

In order to distinguish the carbon utilization patterns of biopile microorganisms, PCA of substrate utilization patterns was performed using a Pearson correlation from EATME. The correlation matrix generated indicated that phenyl ethyl-amine is the carbon source having the biggest correlation coefficient of 0.76 (G4) with PC1 (Fig.2),

which can be explained on the one hand by its presence in the biopile matrix because it is a plant component, and on the other hand is a compound that can be produced by several bacterial strains as an antimicrobial substance. Another good correlation coefficient with PC1 was observed for the D-xylose 0.70 (B2) derivate of hemicellulose – one of the main constituents of plant biomass. The microbial community from biopile was shown to be able to metabolise 2-hydroxybenzoic acid (salicylic acid) and the isomer form 4-hydroxybenzoic acid, having a good correlation 0.70 and 0.57, respectively, that was expected because it is believed that a majority of bacteria are able to use salicylic acid, which is an intermediate in the naphthalene pathway, possess the enzyme required for the degradation of naphthalene or certain tricyclic aromatic hydrocarbons [2, 10].

Enumeration of Cultivable Bacteria

The previous results are also sustained by the number of cultivable microorganisms forming units from soil samples, presented in Fig. 3. At the start of bioremediation processes, in March, the total heterotrophic bacterial average number was 9×10^6 , and after one month of bioremediation procedures the average number was much higher in April and May, with 1×10^9 cell/g of soil. These may be because of optimal ambient temperatures with an average of 10-12°C, but also the availability of carbon sources, even those sources represented by aromatic hydrocarbons and also the water availability in spring. In July and August, metabolic activity and most probable number were drastically decreased mostly because of the high daytime temperature of almost 40°C that had major implications on water availability in the biopile matrix. In autumn months the average number of cultivable

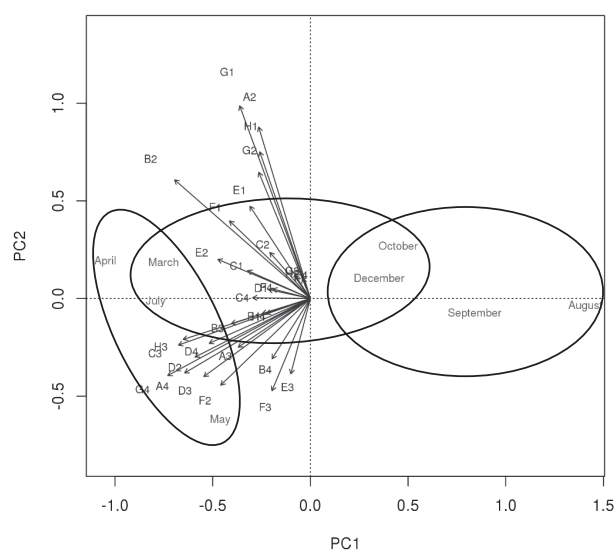


Fig. 2. Principal component analysis on data of activity on carbon sources in Biolog EcoPlates from each month of biopile sampling. (A2-H4 are the carbon sources from the first EcoPlates replicate, according to their position on the plate.)

bacteria was slightly decreasing because the carbon source concentrations were significantly lower. Several authors reported that organic management practices may lead to increased soil microbial biomass activity and microbial functional and taxonomic richness and diversity when compared to conventional farming [22-23]. Several environmental studies have mentioned differences in heterotrophic bacterial number in natural ecosystems, raising between 1×10^{11} and 5×10^{12} culturable microorganisms in grassland soil [24] and naphthalene degrader microorganisms in soil, between 2.2×10^3 and 1.5×10^4 cells/g or average MPN counts obtained from the oil-contaminated soil ranged 2.1×10^5 cells/g of soil [23] or 6×10^4 PAH-degrading bacteria/g of soil in a microcosm during experimental biostimulation procedures [25].

Chemical Analysis

Aromatic hydrocarbons analysis revealed very high concentrations at the start of this study compared with other reports [4, 26, 27]. The initial concentration of pollutants, from March, was very high: total petroleum hydrocarbon 10.25 g/kg, BTEX 18.33 mg/kg, PAH 442.75 mg/kg, and TOC 72.5 g/kg. Components determined initially had the following values: naphthalene 65.05 mg/kg, benzene 0.56 mg/kg, toluene 1.23 mg/kg, ethylbenzene 3.38 mg/kg, xylene 11.2 mg/kg, anthracene 17.59 mg/kg, fluoranthene 75.7 mg/kg, and benzo(a)anthracene 27.43 mg/kg; heavy metals detected were lead 40.23 mg/kg, cadmium 1.75 mg/kg, zinc 511.25 mg/kg, copper 82.75 mg/kg. Despite the high amount of pollutants, the mean pH value was 7.5 – an almost ideal condition for microbial community bioremediation process.

At the end of the monitoring, the pollutant content of the biopile matrix had between 92-98% removal of monoaromatic hydrocarbons and between 57-75% removal of polyaromatic hydrocarbons [2]. On the other hand, heavy metals persist, lead concentration did not register any significant modification, and cadmium, copper, and zinc concentrations were reduced only by 9-16% from initial levels. Correlation analysis of all contaminants detected in the biopile showed good correlation values for

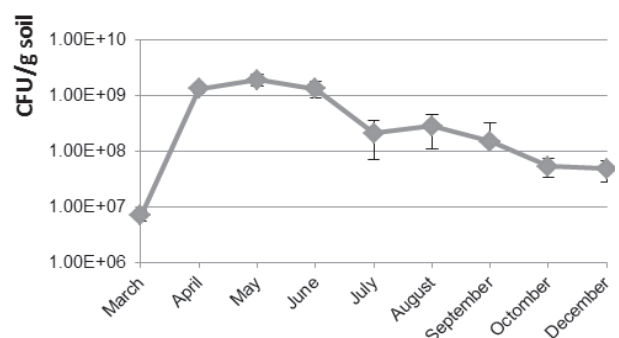


Fig. 3. The average MPN count of four replicates obtained from the oil-contaminated biopile.

toluene, benzene, and ethylbenzene and xylene $R = 0.95$ ($p < 0.01$; maybe due to their similar catabolic pathways in microbial cells), and also between naphthalene, phenanthrene $R = 0.80$ ($p < 0.01$) and fluoranthene, anthracene $R = 0.88$ ($p < 0.01$). Another aspect that can be underlined is that polyaromatic hydrocarbon removal had a good correlation with pH value. As mentioned in other studies [11], this seemed to be a relationship between the removal of Cu and Zn, in our study having a correlation coefficient of $R = 0.87$ ($p < 0.01$), but initial concentration was five times higher.

Conclusions

The biopile approach in this case study, for oil compound removal, was a successful technique in order to eliminate polyaromatic hydrocarbons by endogenous microbial community biodegradation. The dynamics of metabolic capacities indicated a high activity of microorganisms capable of utilizing complex carbon sources. Moreover, correlations were found between metabolic pathways and naphthalene-decreasing concentrations. An increasing number of microbial cells per g of soil and pollutants decreasing concentrations indicated a high metabolic activity, especially for aromatic hydrocarbon degraders. Even if in our data statistical analysis does not retrieve any correlation between metabolics and the number of microbial community or ambient temperature, most papers seem to underline the importance of seasonal temperature changes.

Acknowledgements

This paper was published under the framework of the European Social Fund, Human Resources Development Operational Programme 2007-13, project No. POSDRU/159/1.5/S/132765.

References

- BALDAN E., BASAGLIA M., FONTANA F., SHAPLEIGH J. P., CASELLA S. Development, assessment and evaluation of a biopile for hydrocarbons soil remediation *International Biodeterioration & Biodegradation*. **98**, 66, **2015**.
- ALISI C., MUSELLA R., TASSO F., UBALDI C., MANZO S., CREMISINI C., ROSA SPROCATIA. Bioremediation of diesel oil in a co-contaminated soil by bioaugmentation with a microbial formula tailored with native strains selected for heavy metals resistance, *Science of the Total Environment*. **407**, 3024, **2009**.
- TĂNASEA-M., MEREUTA I., CHICIUDEAN I., IONESCU R., CORNEA C.P., VASSU T., STOICA I. Metabolic and molecular dynamics of microbial communities from kerosene polluted microcosm. *Journal of Biotechnology*. **208**, Supplement, S64, **2015**.
- AICHNER B., BUSSIAN B. M., LEHNIK-HABRINK P., HEIN S. Regionalized concentrations and fingerprints of polycyclic aromatic hydrocarbons (PAHs) in German forest soils *Environmental Pollution*. **203**, 31, **2015**.
- CHEN J., XIE H., ZHUANG X., ZHUANG G., BAI Z., ZHANG H. Substrate-induced changes in microbial community-level physiological profiles and their application to discriminate soil microbial Communities. *Journal of Environmental Sciences*. **20**, 725, **2008**.
- AL-MUTAIRI N.Z. Variable distributional characteristics of substrate utilization patterns in activated sludge plants in Kuwait, *Bioresource Technology*. **100**, 1524, **2009**.
- TIQUIA S.M. Metabolic diversity of the heterotrophic microorganisms and potential link to pollution of the Rouge River. *Environ. Pollut.* **158**, 1435, **2009**.
- TĂNASE A.M., MEREUTA I., CHICIUDEAN I., IONESCU R., MILEA L., CORNEA C.P., VASSU T., STOICA Comparison of total DNA extraction methods for microbial community from polluted soil I. *Agriculture and Agricultural Science Procedia*. **6**, 616, **2015**.
- BRADLEY R.L., SHIPLEY B., BEAULIEU C. Refining numerical approaches for analyzing soil microbial community catabolic profiles based on carbon source utilization patterns. *Soil Biology & Biochemistry*. **38**, 629, **2006**.
- STEFANOWICZ A. The Biolog Plates Technique as a Tool in Ecological Studies of Microbial Communities A. *Polish J. of Environ. Stud.* **15** (5), 669, **2006**.
- CHEN L., CAI Q., XU S., LIU X., CHEN S. Distribution characteristics, pollution assessment and source identification of heavy metals in sediments of Wetland Lakes. *Pol.J. Environ.Stud.* **24**, 1525, **2015**.
- WANG X., WANG Q., WANG S., LI F., GUO G. Effect of biostimulation on community level physiological profiles of microorganisms in field-scale biopiles composed of aged oil sludge *Bioresource Technology*. **111**, 308, **2012**.
- SANDERS J.G., SPLIID H., ALBRECHTSEN H.J., Microbial Community-Level Physiological Profiles (CLPP) and herbicide mineralization potential in groundwater affected by agricultural land use. *Journal of Contaminant Hydrology* **140**, 45, **2012**.
- Roumanian Standard ISO SR 7877-2:1995 Determination of total petroleum hydrocarbons from suspensions Part 2: Method using spectrophotometry.
- Roumanian Standard ISO 11423-2:1997 Water quality -- Determination of benzene and some derivatives -- Part 2: Method using extraction and gas chromatography
- Roumanian Standard SR-ISO 13877:1998. Soil quality -- Determination of polynuclear aromatic hydrocarbons -- Method using high performance liquid chromatography
- SR EN ISO 17294-2:2003 Water quality -- Application of inductively coupled plasma mass spectrometry (ICP-MS) -- Part 2: Determination of 62 elements.
- https://www.microb3.eu/sites/default/files/deliverables/MB3_D5_9_PU.pdf.
- CARDINALI-REZENDE J., MORAES A.M.M., COLTURATO L.F.D.B., CARNEIRO E.V., MARRIEL I.E. CHARTONE-SOUZA E., NASCIMENTO A.M. A. Phylogenetic and physiological characterization of organic waste-degrading bacterial communities. *World J Microbiol Biotechnol.* **27**, 245, **2011**.
- LEE E.H., KIM J., KIM J.Y., KOO S.Y., LEE S.D., KO K.S., KO D.C., YUM B.W., CHO K.S. Comparison of microbial communities in petroleum-contaminated groundwater using genetic and metabolic profiles at Kyonggi-Do, South Korea. *Environ Earth Sci* **60**, 371, **2010**.
- FANG H., YU Y., CHU X., WANG X., YANG X., YU J. Degradation of chlorpyrifos in laboratory soil and its impact on soil microbial functional diversity. *Journal of Environmental Sciences*. **21**, 380, **2009**.

22. STEFANOWICZ A. The Biolog Plates Technique as a Tool in Ecological Studies of Microbial Communities A. Polish J. of Environ. Stud. **15** (5), 669, **2006**.
23. LOPES A.R., FARIA C., PRIETO-FERNÁNDEZ A., TRASSAR-CEPEDA C., MANAIA C.M., NUNES OLGA C. Comparative study of the microbial diversity of bulk paddy soil of two rice fields subjected to organic and conventional farming. Soil Biology & Biochemistry. **43**, 115, **2011**.
24. WALLENIUS K, LAPPI K, MIKKONEN A, WICKSTRÖM A, VAALAMA A, LEHTINEN T, SUOMINEN L. Simplified MPN method for enumeration of soil naphthalene degraders using gaseous substrate. Biodegradation. **23**, 47, **2012**.
25. GRAHAM M.H., HAYNES R.J. Catabolic diversity of soil microbial communities under sugarcane and other land uses estimated by Biolog and substrate-induced respiration methods. Applied Soil Ecology. **29**, 155, **2005**.
26. TENG Y., LUO Y., SUNM., LIU Z., LI Z., CHRISTIE P., Effect of bioaugmentation by *Paracoccus* sp. strain HPD-2 on the soil microbial community and removal of polycyclic aromatic hydrocarbons from an aged contaminated soil. Bioresource Technology. **101**, 3437, **2010**.
27. MELNYK A., DETTLAFF A., KUKLIŃSKA K., NAMIEŚNIK J., WOLSKA L. Concentration and sources of polycyclic aromatic hydrocarbons (PAHs) and polychlorinated biphenyls (PCBs) in surface soil near a municipal solid waste (MSW) landfill. Science of the Total Environment. **530**, 18, **2015**.