

Original Research

# Effects of Sediment Types and Planting Density on the Plant Trait of *Myriophyllum spicatum*

Yingying Qin\*, Huali Tian, Junwei Li\*\*

Key Laboratory of Ecology of Rare and Endangered Species and Environmental Protection (Guangxi Normal University), Ministry of Education-Guangxi Key Laboratory of Landscape Resources Conservation and Sustainable Utilization in Lijiang River Basin, Guilin 541004, PR China

Received: 26 April 2023

Accepted: 26 August 2023

## Abstract

The study aimed to investigate the effects of sediment types and planting density on the functional traits, growth and community stability of submerged plants, particularly *Myriophyllum spicatum*. An indoor cultivation experiment was conducted, where different planting densities (1 plant/pot, 10 plants/pot) and sediment types (mud, upper sand + lower mud, sand, upper mud + lower sand) were evaluated for their impact on the species. The findings are as follows: (1) Both sediment types and planting density had significant effects on the morphological characteristics and biomass of *M. spicatum*; (2) Morphological characteristics: the growth of *M. spicatum* displayed superior results in all low-density planting conditions compared to high-density; (3) Biomass: planting density had limited impact on biomass allocation patterns within the same sediment type; however, there was a significantly higher in areas with sediment heterogeneity compared to homogeneity. The high morphological plasticity of *M. spicatum* enables it to adapt to heterogeneous habitats, which likely contribute to its importance as a pioneer species in water restoration projects. These results provide valuable insights for the technical research and development of screening, expansion, colonization and construction, as well as the regulation and management of submerged plant. Moreover, they offer technical support for aquatic ecosystem restoration engineering.

**Keywords:** sediment type, planting density, *Myriophyllum spicatum*, plant trait

## Introduction

Plant functional traits are a result of the interplay between natural selection and environmental filtering. They provide valuable insights into the role of biodiversity in ecosystem functioning and how ecosystems respond to environmental disturbances

[1-4]. Functional traits associated with ecosystem functions are often linked to resource acquisition, plant size, and regeneration [1, 2]. These traits have a profound impact on primary productivity and carbon cycling. Consequently, it is crucial to quantify the relationship between environmental factors and plant functional traits in order to enhance our understanding of plant adaptation to different environment [5].

Submerged plants play a vital role in wetland ecosystems as they occupy crucial ecological niches at the water-sediment interface [6-8]. They contribute

\*e-mail: yyq3344@gxnu.edu.cn

\*\*e-mail: lijunwei@gxnu.edu.cn

significantly to the regulation of material cycling and energy transfer in lake and river ecosystems. Submerged plants provide shelter and food for organisms, reduce phytoplankton biomass through allelopathy, remove nutrients from water, and control sediment resuspension [9-11]. Due to the unique physicochemical properties of aquatic environments, submerged plants face more complex and diverse habitats, as well as various selection pressures. These results in the development of distinct structural, physiological, growth, and reproductive characteristics. For instance, submerged plants have the ability to disperse through seeds, creeping branches and plant fragments, with the latter being particularly effective in facilitating medium- to long-distance transmission, enhancing reproductive success, and reducing predation risk [12, 13].

The worldwide issue of eutrophication in lakes has led to the proliferation of harmful algal blooms and decline, and even extinction of aquatic plant. Submerged plants play a crucial role in promoting the transition of lake ecosystems from turbid water state to clear water state through their structural effects [14]. They are key players in maintaining the stability of clear water conditions in lakes. The growth and decline of submerge plants directly impact the functioning of lake ecosystems and vital for regulating lake eutrophication. The successful reconstruction and preservation of submerged plants are pivotal in the rehabilitation of shallow eutrophication lakes. The rapid and effective restoration and reestablishment of submerged vegetation have become significant scientific and technological challenges in lake and reservoir management.

Sediment serves as a fundamental requirement for submerged plants to established roots, reproduce, and grow steadily. It is also acts as a direct sources of nutrients, significantly influencing biomass accumulation, root morphology, root distribution, and nutrient concentrations in submerged plants [12, 15-17]. In response to nutrient heterogeneity, plants can modify root architecture (e.g., root length, root diameter, and root mass) and other morphological characteristics (e.g., shoot to root mass ratio) [13, 18]. However, the effects of sediment heterogeneity and planting density on submerged plant traits remain unclear, particularly regarding the potential interaction effects and their extent.

*Myriophyllum spicatum* is a cosmopolitan submerged aquatic macrophyte widely distributed worldwide. It is highly valued in the field of water treatment due to its ability to produce a large amount of biomass and its fast growth rate. Both domestic and international research on *M. spicatum* in water treatment primary focuses on four areas: biosorption, biodegradation, bioenergy utilization and ecotoxicology [19-22]. One key aspect of *M. spicatum* that is of interest in water treatment is its ability to adsorb heavy metals and organic pollutants. The cell surface of *M. spicatum* possesses abundant functional groups, such as hydroxyl, carboxyl, and collagen proteins, which enable it to

adsorb these contaminants. Researchers are actively working on enhancing the adsorption efficiency of *M. spicatum* for pollutants by optimizing cultivation conditions and manipulating algal cell characteristics. Additionally, *M. spicatum* plays a crucial role in the oxygen-carbon dioxide cycle. During photosynthesis, it releases oxygen into the water while absorbing carbon dioxide. This process contributes to maintaining the balance of dissolved gases in aquatic ecosystems and helps mitigate the negative effects of excessive carbon dioxide levels. Due to its high biomass production and lipid content, researchers are investigating the potential of *M. spicatum* for biofuel or biogas production. Several studies have already explored techniques for biomass conversion and lipid extraction from *M. spicatum*. As an aquatic plant found in various water bodies, *M. spicatum* exhibits specific ecotoxicological responses to pollutants present in water. Researchers evaluate the growth and physiological indicators of *M. spicatum* in polluted environments to assess water pollution levels and determine the biological toxicity. These studies contribute to the understanding of the impact of pollutants on aquatic ecosystems and help in developing effective remediation strategies. In summary, research involving *M. spicatum* extends beyond its adsorption capabilities, encompassing the potential for biofuel production, ecotoxicology assessment, and water pollution evaluation. The versatility and adaptability of *M. spicatum* make it an attractive candidate for multiple applications in the field of water treatment and ecological restoration [19-22].

Fragments generated through the natural shedding of plant tops and environmental disturbances can give rise to new plants [13, 23]. This mechanism holds significant importance in the reproduction and expansion of plant populations [24]. Fragment colonization is influenced by a combination of biotic and abiotic factors, making it challenging to predict the outcome solely based on a single factor [13, 25]. When it comes to the colonization of fragments, the interplay of various biological and environmental factors comes into play. In this study, we conducted an indoor cultivation experiment to explore the morphology and biomass characteristics of *M. spicatum* under different planting densities of 1 plant/pot, 10 plants/pot. Furthermore, we also examined the effects of sediment heterogeneity, specifically different sediment types including mud, upper sand + lower mud, sand, and upper mud + lower sand. We evaluated how these variations in sediment type and density influenced the growth of *M. spicatum*.

## Material and Methods

Shoots of *M. spicatum* were collected from Huixian Karst Wetland in Guilin. Upon transporting them to the laboratory, apical shoots with comparable basal stems were carefully chosen. These selected shoots were then cut into 12 cm fragments to prepare them

for pre-cultivation. The fragments were buried at a depth of 2 cm in a plastic pot (120 L, 55 cm high) containing a layer of sand at the bottom. The pots were then filled with water and placed outdoors to receive natural sunshine. After pre-incubation period of 7 days, adventitious roots started to grow on the cultivated fragments. Subsequently, the fragments were transplanted into PVC pots with 12 cm in diameter and 10 cm in height. There were four types of sediments (Fig. 1): 12 cm clay (short for I), sand 6 cm + clay 6 cm (short for II), sand 12 cm (short for III), clay 6 cm + sand 6 cm (short for IV). Two planting densities were applied, with 1 plant per pot and 10 plants per pot. Each habitat and planting density combination had 5 replicates per density for each habitat, and then put into plastic tanks filled with water, all in 3 tanks, 180 pots. To avoid impacts of algae growth on the fragment, water in tanks were changed every 3 days. Plants were harvested after 45 days.

Before planting, the biomass of each fragment was measured for later calculation of relative growth rate (short for RGR) and relative elongation rate (short for REG). RGR and RER were calculated as follows [13]:

$$RGR = (\ln w_2 - \ln w_1) / (t_2 - t_1)$$

$$RER = (\ln h_2 - \ln h_1) / (t_2 - t_1)$$

where  $w_1$  is the initial dry mass,  $w_2$  is the dry mass at harvest time  $t_2$ ,  $h_1$  is the initial height,  $h_2$  is the height at harvest time  $t_2$ , and  $(t_2 - t_1)$  is the experimental time.

During the harvesting process, plant roots were delicately extracted from the sediment and rinsed with tap water. The basal stem was measured using a Vernier caliper, while height was measured with a ruler with a 0.1 cm precision. Following these measurements, plants were separated into aboveground and underground

parts, and their fresh weights were measured separately. Subsequently, the plant samples were placed in an oven at 80°C for 72 h, and then weighed again to determine the dry weights. The plant biomass was calculated by summing of the aboveground and underground parts.

The normality and homogeneity of variance for all the data were assessed using Shapiro-Wilk normality test. Two-way analysis of variance was conducted to analyze the basic stem, relative growth rate, relative elongation rate, above-ground biomass, under-ground biomass, and total biomass of *M. spicatum* across different planting density (1 plant/pot and 10 plants/pot) and four sediment types. The significance level set at  $p < 0.05$ . All data processing and graphical representation were performed using SPSS 22.0 and Graphpad Prism 8.0, respectively.

## Results

### Effects of Planting Densities and Sediment Types on Morphological and Biomass Traits

Planting densities had no significant effect on the basic stem of *M. spicatum* (Table 1; Fig. 2). Basic stem of density 1 was bigger than density 10 in all four sediment types. However, the influence of sediment type on the base stem is not consistent with the planting density. There is no significant difference in basal stem among different sediment types in density 1 or density 10.

The highest and lowest relative elongation rate all occurred in density 1, with the highest in sediment type II and the lowest in sediment type I (Table 1; Fig. 3a). In density 10, except for the significant difference in relative elongation between sediment I and III, the differences between the other several are

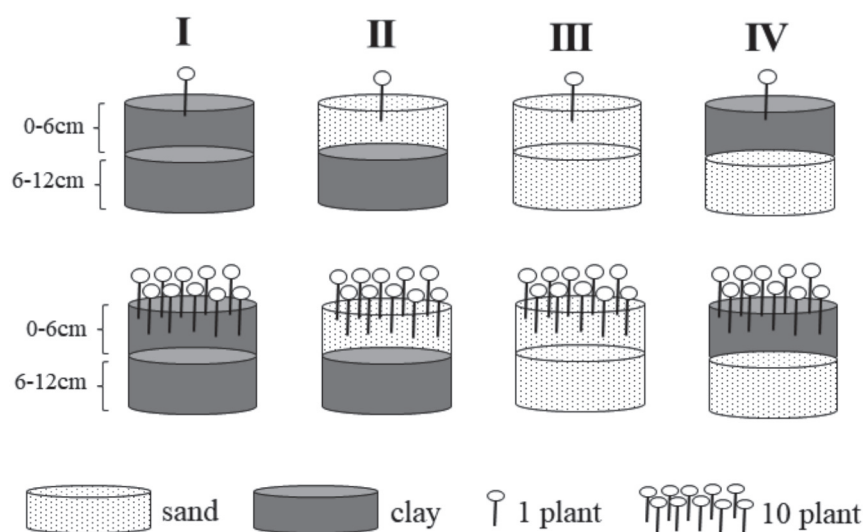


Fig. 1. Experimental scheme, showing the four sediment types (clay; sand+ clay; sand; clay+ sand) and two planting densities. Each treatment was conducted with five replications.

Table 1. Two-way analysis of variance for the basic stem, relative growth rate, relative elongation rate, above-ground biomass, under-ground biomass, and total biomass of *M. spicatum* with different planting densities grown in four sediment types.

Variables	N	Sediment types(S)	Planting density(D)	S × D
Basic stem (mm)	5	1.069 <sup>NS</sup>	7.926 <sup>**</sup>	0.195 <sup>NS</sup>
Relative elongation rate (cm cm <sup>-1</sup> d <sup>-1</sup> )	5	5.358 <sup>*</sup>	3.760 <sup>NS</sup>	1.519 <sup>NS</sup>
Relative growth rate (g g <sup>-1</sup> d <sup>-1</sup> )	5	2.274 <sup>NS</sup>	7.310 <sup>*</sup>	0.261 <sup>NS</sup>
Above-ground biomass (g)	5	4.398 <sup>*</sup>	0.346 <sup>NS</sup>	0.250 <sup>NS</sup>
Under-ground biomass (g)	5	3.720 <sup>*</sup>	8.968 <sup>**</sup>	0.245 <sup>NS</sup>
Total biomass (g)	5	5.430 <sup>*</sup>	3.051 <sup>NS</sup>	0.238 <sup>NS</sup>

NS: p>0.05; \*: p<0.05; \*\*: p<0.01

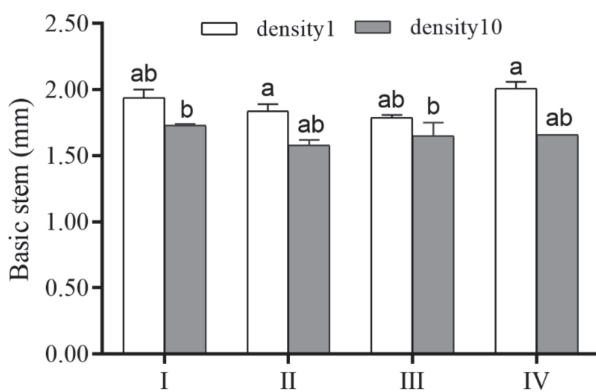


Fig. 2. Basic stem of *M. spicatum* in different planting density and sediment types (mean±SE). Bars sharing the same letters indicate no significant differences among treatments (p>0.05) and the different letters indicate significant differences among treatments (p<0.05).

not significant. Therefore, planting density had no significant influence on the relative elongation rate.

Relative growth rate was only affected by planting density (Table 1; Fig. 3b). Among the different sediment types in density 1, sediment type III exhibits the highest relative growth rate, with no significant difference observed compared to sediment II and IV. In contrast, sediment type I demonstrates the lowest relative growth rate, with significant differences observed compared to the other three sediment types. Similarly, in density 10, sediment type III also exhibits the highest relative growth rate, but there is no significant difference observed among the four sediment types. Therefore, when compared to planting density, the influence of sediment type on relative growth rate is not particularly significant.

The analysis of above-ground biomass and total dry biomass revealed that they were only influenced by the variation in sediment type. On the other hand, the under-ground biomass was found to be affected by both sediment types and planting density (Table 1; Fig. 4). The analysis of biomass changes revealed that in both planting densities, the order of fresh weight and dry

weight was as follows: II>IV>I>III. The maximum dry weight recorded was 0.28 g/plant, while the minimum was 0.14 g/plant, indicating a maximum difference of 2-fold between the highest and lowest values.

In the case of density 10, after a growth period of 45 days, more than 60% of the biomass in four sediment types exhibited a negative growth trend. This means that the harvest fresh weight was lower than the initial planting fresh weight. Particularly in sediment type III, the negative growth of plants reached up to 75%, whereas sediment type I exhibited a smaller negative growth rate.

However, in density 1, only sediment type III showed a negative growth pattern, with the other sediment types showing either positive growth or no significant change in biomass.

3.2 Effects of planting densities and sediment types on biomass distribution characteristics

When considering the biomass allocation in the two planting densities, the order of above-ground biomass to total biomass was found to be III>I >IV>II (as shown in Fig. 5). This indicated that sediment III had the highest proportion above-ground biomass, while sediment type II had the lowest proportion. But there is not much variation in the above-ground and under-ground biomass allocation of different sediment types between the two planting densities. These results suggest that sediment type has a more significant influence on biomass allocation than planting density.

## Discussion

The environment plays a crucial role in shaping the growth and development of submerged plants. It does not only directly influence their individual growth and morphological but also impacts the distribution of plant communities [26, 27]. Submerged plants have the ability to absorb nutrients from both sediment through their root systems and water through their stems and leaves. This process helps reduce sediment resuspension and improve water clarity, thus exerting a significant influence on the structure, function and system stability

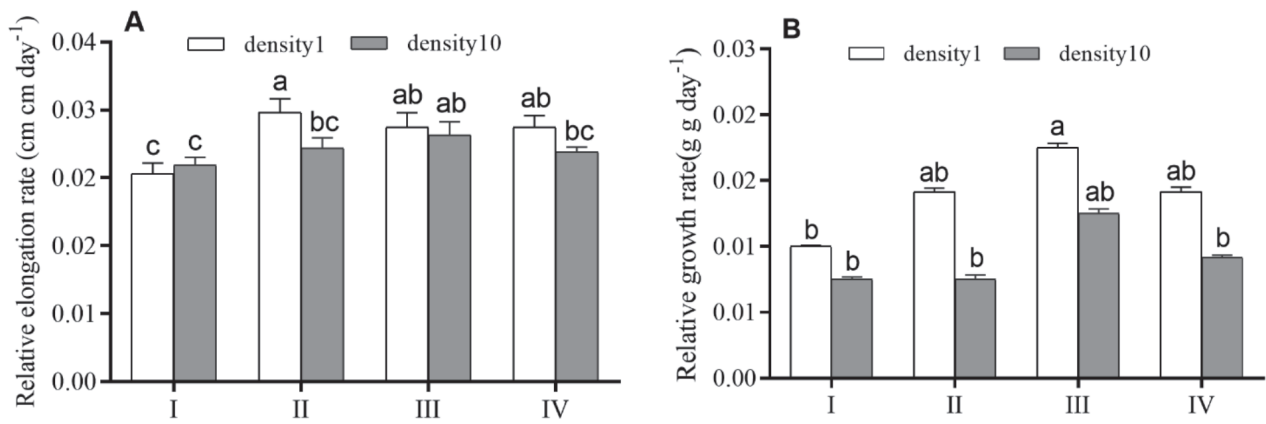


Fig. 3. Relative elongation rate a) and Relative growth rate b) of *M. spicatum* in different density and sediment (mean±SE). Bars sharing the same letters indicate no significant differences among treatments ( $p>0.05$ ), and the different letters indicate significant differences among treatments ( $p<0.05$ ).

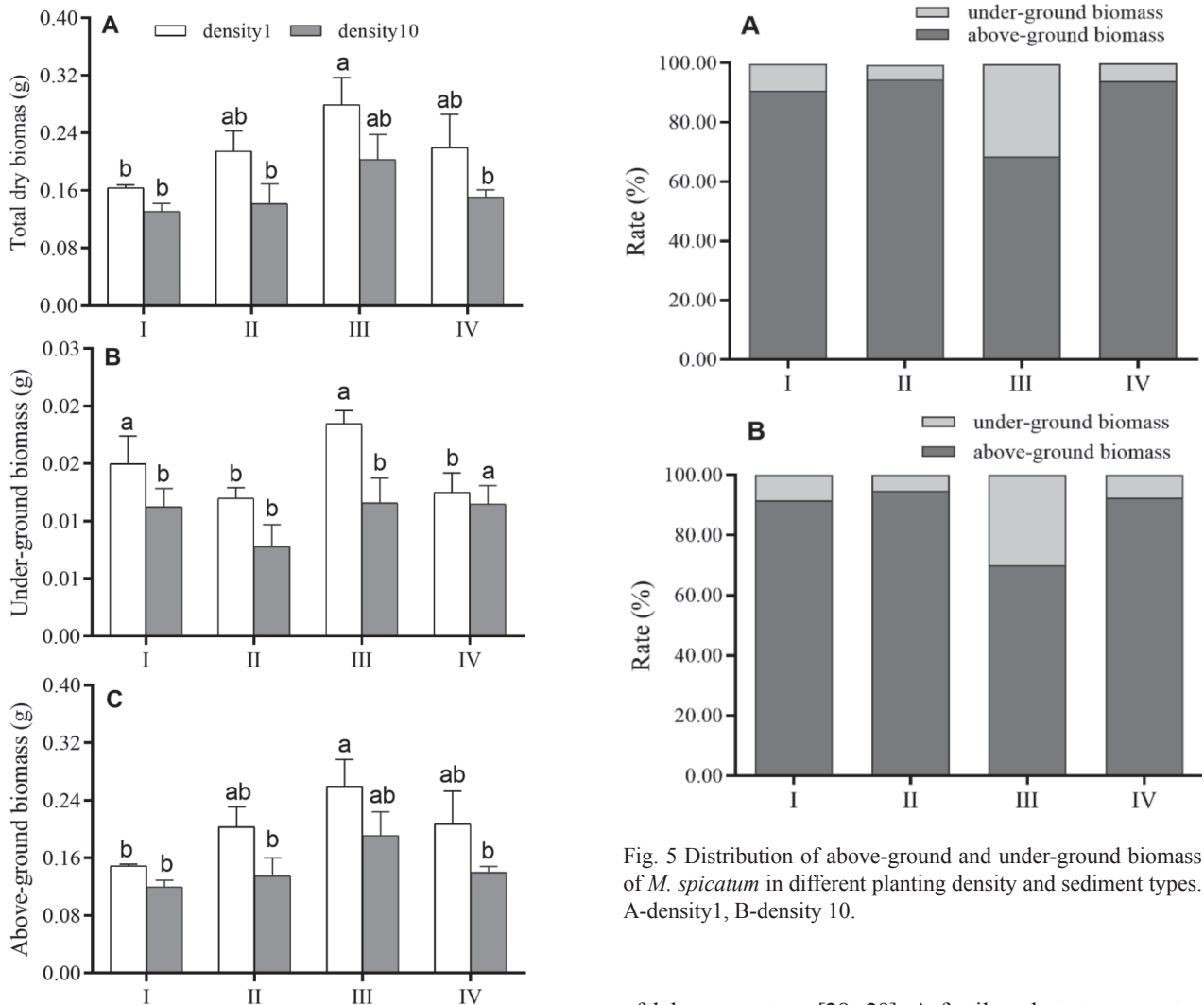


Fig. 4. Total dry biomass A), Above-ground biomass B), and Under-ground biomass C) of *M. spicatum* in different planting density and sediment types (mean±SE). Bars sharing the same letters indicate no significant differences among treatments ( $p>0.05$ ), and the different letters indicate significant differences among treatments ( $p<0.05$ ).

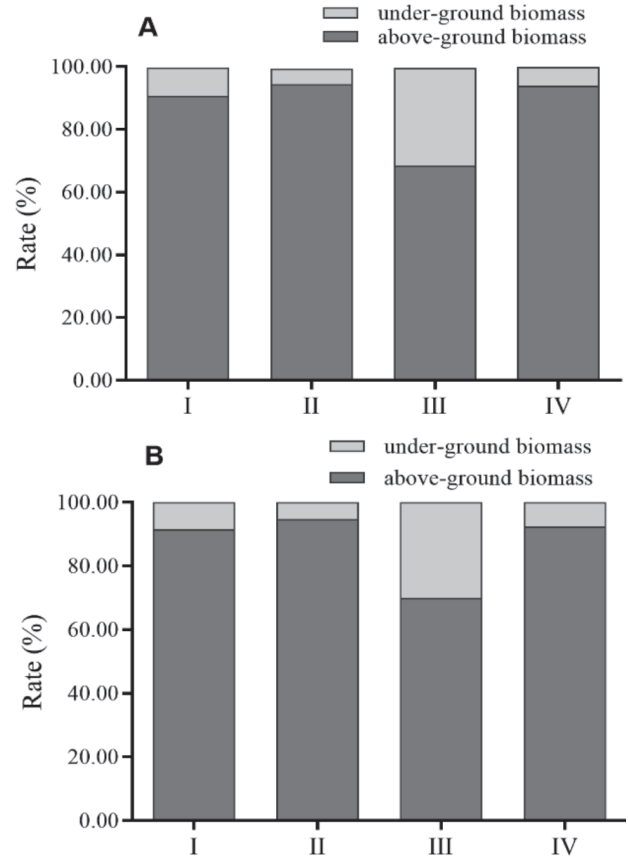


Fig. 5 Distribution of above-ground and under-ground biomass of *M. spicatum* in different planting density and sediment types. A-density1, B-density 10.

of lake ecosystem [28, 29]. A fertile substrate promotes plant tillering, growth and increased biomass. This nutrient uptake from the sediment plays a crucial role in supporting the positive growth and development of submerged plants. It is through this process that submerged plants acquire almost all of their required nitrogen and phosphorus [20].



Plant traits are well-known indicators of how plants respond to environment factors, including nutrient availability and other resources [30]. In wetland plants, roots perform crucial functions such as anchoring, absorbing and conserving water and nutrients, as well as synthesizing and storing nutrients. The growth, distribution and functional characteristics of roots adapt to changes in environmental conditions, which in turn influence the composition and distribution of vegetation communities. In the case of submerged plants, roots play a key role in nutrient uptake from sediment. The structure, density and nutrient content of sediment directly impact root development and, consequently, overall plant growth [31]. The allocation of above-ground and under-ground biomass in *M. spicatum* is influenced by water quality and light conditions. The above-ground biomass provides shade, slows down water flow, and protects sediment, thereby assisting in preventing sediment erosion. Simultaneously, the under-ground biomass stores a significant amount of organic matter in the sediment, regulating groundwater quality and nutrient cycling in the water. The under-ground biomass primarily consists of rhizomes and roots, providing better support and stability to help *M. spicatum* survive and grow under low light conditions. In nutrient-rich and shallow water environments, *M. spicatum* tends to allocate more biomass to the aboveground portion.

While permeability is favorable for the growth and development of plant roots, the experiment revealed that *M. spicatum* exhibited the lowest biomass in sediment type I, which consisted of sand, for both densities. In response to the limited nutrient availability in sand sediment, *M. spicatum* allocated a greater proportion of energy towards subsurface components. This adaptive strategy aimed to accelerate root growth and enhance nutrient acquisition from the sediment, thereby improving resources access and increasing biomass to support the species' requirement for survival and reproduction. These findings indicate that *M. spicatum* can regulate biomass allocation and root structure in response to oligotrophic habitats. The morphological plasticity exhibited by *M. spicatum* enables enhanced adaptability to heterogeneous habitats, which contributes to its crucial role as a pioneer species in water restoration projects. Therefore, the allocation of aboveground and belowground biomass in *Zostera marina* reveals the adaptive strategies and ecological functions of the species under different environmental conditions.

Planting density is an additional crucial factor that influences the reproduction and growth of submerged plants. For instance, *Potamogeton perfoliatus* tends to produce more branches when planted at lower densities. On the other hand, the height of *Atriplex prostrata* decreases as the planting density increases [32].

When nutrients are readily available to fulfill the growth requirements of plants, the above-ground

biomass increases as more resources are allocated towards the development of organs that capture light. Conversely, there is an increase in under-ground biomass. The total biomass of submerged plants serves as a visual indicator of the growth, health and population development of individual organism [33]. The relationship between biomass and resource efficient indicates that higher biomass allows for greater resource utilization and energy acquisition, resulting in further biomass increase. Conversely, a decrease in biomass suggests increased environmental stress and reduced adaptability of individuals. In this study, it was observed that at density 1, basal stems were larger in all habitats compared to density 10. Furthermore, sediment type III exhibited the smallest net stem elongation and significantly lower net stem elongation and total biomass compared to the other three sediment types, indicating a limited nutrient supply in sediment type III. At density 10, a higher proportion of negative growth in total biomass was observed in all sediment types compared to density 1, particularly in sediment type III. To conclude, in addition to the substrate nutrients, planting density appears to play a significant role in the growth of *M. spicatum*.

## Conclusions

Aside from sediment nutrients, planting density also plays a crucial role in the growth of *M. spicatum*. In all four sediment types, *M. spicatum* exhibited superior morphological growth under low-density planting compared to high-density planting. Although planting density had minimal impact on biomass distribution patterns within the same sediment, there but biomass of was a significantly higher biomass in areas with high heterogeneity compared to low heterogeneity. The high morphological plasticity of *M. spicatum* enables it to adapt effectively to varying habitats, which likely contributes to its importance as a pioneer species in water restoration initiatives.

This study provides a fresh perspective on the morphological plasticity of *M. spicatum*, highlighting its ability to adapt to varying planting densities and substrate heterogeneity through the modulation of biomass allocation patterns and root morphological. Consequently, the selection of appropriate cultivation sediment and methods become crucial for successful establishment of submerged plant communities in different aquatic environments. These findings provide valuable insights for future research and development of techniques related to the screening, colonization and construction, regulation and management of submerged plant communities. Furthermore, they offer vital technical support for water ecosystem restoration projects.

### Credit Authorship Contribution Statement

Ying-Ying Qin: Conceptualization, Methodology, Writing-original draft. Hua-Li Tian: Investigation, Resources, Data curation. Jun-Wei Li: Investigation, Data curation.

### Declaration of Competing Interest

The authors declare that they have no known competing financial interests or personal relationships that could have appeared to influence the work reported in this paper.

### Acknowledgments

This work was financially supported by the Guangxi Key Research and Development Program (AB21220057) and the Research Funds of Guangxi Key Laboratory of Landscape Resources Conservation and Sustainable Utilization in Lijiang River Basin, Guangxi Normal University (LRCSU21Z0215); Natural Science Foundation of Guangxi (AD22080027); Basic Ability Enhancement Program for Young and Middle-aged Teachers of Guangxi (2022KY0048).

### References

- WESTOBY M., FALSTER D., MOLES A., VESK P., WRIGHT I. Plant ecological strategies: Some leading dimensions of variation between species. *Annual Review of Ecology and Systematics*, **33**, 125, **2002**.
- GARNIER E., STAHL U., LAPORTE M., KATTGE J., MOUGENOT I., KUHN I., et al. Towards a thesaurus of plant characteristics: an ecological contribution. *Journal of Ecology*, **105**, 298, **2017**.
- LOURDES D., CARLOS M., ELISABETH H., JUAN A. Functional stability: from soil aggregates to landscape scale in a region severely affected by gully erosion in semi-arid central Mexico. *Catena*, **222**, 106864, **2023**.
- YUAN G., TAN X., GUO P., XING K., CHEN Z.L., LI D., et al. Linking trait network to growth performance of submerged macrophytes in response to ammonium pulse. *Water Research*, **229**, 119403, **2023**.
- GUSTAFSSON C., NORKKO A. Quantifying the importance of functional traits for primary production in aquatic plant communities. *Journal of Ecology*, **107**, 154, **2019**.
- SONDERGAARD M., JOHANSSON L., LAURIDSEN T., JORGENSEN T., LIBORIUSSEN L., JEPPESEN E. Submerged macrophytes as indicators of the ecological quality of lakes. *Freshwater Biology*, **55**, 893, **2010**.
- FERREIRA T., CROSSETTI L., MARQUES D., CARDOSO L., FRAGOSO C., NES E. The structuring role of submerged macrophytes in a large subtropical shallow lake: clear effects on water chemistry and phytoplankton structure community along a vegetated-pelagic gradient. *Limnologia*, **69**, 142, **2018**.
- SU H., CHEN J., WU Y., CHEN J., GUO X., YAN Z. et al. Morphological traits of submerged macrophytes reveal specific positive feedbacks to water clarity in freshwater ecosystems. *Science of the Total Environment*, **684**, 578, **2019**.
- PHILLIPS G., WILLBY N., MOSS B. Submerged macrophyte decline in shallow lakes: what have we learnt in the last forty years? *Aquatic Botany*, **135**, 37, **2016**.
- LIU H., ZHOU W., LI X., CHU Q., TANG N., SHU B., et al. How many submerged macrophyte species are needed to improve water clarity and quality in Yangtze floodplain lakes? *Science of the Total Environment*, **724**, 138267, **2020**.
- HAN Y., ZHANG Y., LI Q., LURLING M., LI W., HE H., et al. Submerged macrophytes benefit from lanthanum modified bentonite treatment under juvenile omnibenthivorous fish disturbance: Implications for shallow lake restoration. *Freshwater Biology*, **67**, 672, **2022**.
- LI F., ZHU L., XIE Y., JIANG L., CHEN X., DENG Z. et al. Colonization by fragments of the submerged macrophyte *Myriophyllum spicatum* under different sediment type and density conditions. *Scientific Reports*, **5**, 1, **2015**.
- LI F., QIN Y., ZHU L., XIE Y., LIANG S., HU C. et al. Effects of fragment size and sediment heterogeneity on the colonization and growth of *Myriophyllum spicatum*. *Ecological Engineering*, **95**, 457, **2016**.
- SCHEFFER M., CARPENTER S., FOLEY J., FOLKE C., WALKER B. Catastrophic shifts in ecosystems. *Nature*, **413**, 591, **2001**.
- CAO Q., WANG D. Fragment growth of rooted and rootless submerged aquatic macrophytes: effects of burial modes and decapitation of shoot apex. *Journal of Freshwater Ecology*, **27**, 315, **2012**.
- KUNTZ K., HEIDBUCHEL P., HUSSNER A. Effects of water nutrients on regeneration capacity of submerged aquatic plant fragments. *Annales de Limnologie-International Journal of Limnology*, **50**, 155, **2014**.
- LI Y., CHEN X., XIE Y., LI X., LI F., HOU Z. Effects of young poplar plantations on understory plant diversity in the Dongting Lake wetlands, China. *Scientific Reports*, **4**, 1, **2014**.
- FRANSEN B., DE KROON H., BERENDSE F. Soil nutrient heterogeneity alters competition between two perennial grass species. *Ecology*, **82**, 2534, **2001**.
- WU Z., YU D., WANG Z., LI X., XU X. Great influence of geographic isolation on the genetic differentiation of *Myriophyllum spicatum* under a steep environmental gradient. *Scientific Reports*, **5**, 1, **2015**.
- DING Y., SUN Y., TANG H., SONG X. Effects of macrophyte species and density on algae inhibition and water purification in submerged macrophyte ponds. *Polish Journal of Environmental Studies*, **29**, 3451, **2020**.
- DING Y., LIN G., LIU X., SONG X. Enhanced nitrogen removal of eutrophic water in constructed wetland by novel integration of submerged macrophyte pond. *Polish Journal of Environmental Studies*, **31**, 2485, **2022**.
- LI Y., CHAO C., ZUO Z., HU J., YU H., LIU C., et al. Effects of dissolved inorganic level and sediment types on the plant traits of *Myriophyllum spicatum* L. and its exudates input to sediment. *Aquatic Sciences*, **85**, 24, **2023**.
- HU C., LI F., YANG N., XIE Y., CHEN X., DENG Z. Testing the growth rate hypothesis in two wetland macrophytes under different water level and sediment type conditions. *Frontiers in Plant Science*, **11**, 1191, **2020**.

24. XIE D., YU D. Size-related auto-fragment production and carbohydrate storage in auto-fragment of *Myriophyllum spicatum* L. in response to sediment nutrient and plant density. *Hydrobiologia*, **658**, 221, **2011**.
25. LIN H., ALPERT P., YU F. Effects of fragment size and water depth on performance of stem fragments of the invasive, amphibious, clonal plant *Ipomoea aquatica*. *Aquatic Botany*, **99**, 34, **2012**.
26. FU H., ZHONG J., YUAN G., NI L., XIE P., CAO T. Functional traits composition predict macrophytes community productivity along a water depth gradient in a freshwater lake. *Ecology and Evolution*, **4**, 1516, **2014**.
27. FU H., YUAN G., OZKAN K., JOHANSSON L., SONDERGAARD M., LAURIDSEN T., et al. Patterns of seasonal stability of lake phytoplankton mediated by resource and grazer control during two decades of re-oligotrophication. *Ecosystems*, **24**, 911, **2021**.
28. CAO T., NI L., XIE P., XU J., ZHANG M. Effects of moderate ammonium enrichment on three submersed macrophytes under contrasting light availability. *Freshwater Biology*, **56**, 1620, **2011**.
29. GYOSHEVA, B., KALCHEV, R., BESHKOVA, M., VALCHEV, V. Relationships between macrophyte species, their life forms and environmental factors in floodplain water bodies from the Bulgarian Danube River Basin. *Ecohydrology & Hydrobiology*, **20**, 123, **2020**.
30. DE LONG J., JACKSON B., WILKINSON A., PRITCHARD W., OAKLEY S., MASON K., et al. Relationships between plant traits, soil properties and carbon fluxes differ between monocultures and mixed communities in temperate grassland. *Journal of Vegetation Science*, **107**, 1704, **2019**.
31. DAINEZ-FILHO M., MICHELAN T., LOUBACK-FRANCO N., SOUZA D., CAFOFO E., THOMAZ S. Role of sediment structuring by detritus on colonization and interspecific competition of one native and one invasive submerged macrophyte. *Hydrobiologia*, **834**, 63, **2019**.
32. WOLFER S., STRAILE D. Density control in *Potamogeton perfoliatus* L. and *Potamogeton pectinatus* L. *Limnologica*, **34**, 98, **2004**.
33. DONG B., QIN B., LI W., GAO G. Growth and community composition of submerged macrophytes in lake Taihu (China): assessment of changes in response to sediment characteristics. *Wetlands*, **37**, 233, **2017**.