

*Original research*

# A Comparative Assessment of Three Pollen Substitutes for Honey Bee (*Apis Mellifera* L.) During Winter and Spring

Nabil M. Elwakeil<sup>1\*</sup>, Zienab A.E. Hassanein<sup>2</sup>, Reda Taha<sup>2</sup>, Saad N. Al-Kahtani<sup>1</sup>,  
Ahmed M. Aljabr<sup>1</sup>, El-Kazafy A. Taha<sup>3\*</sup>

<sup>1</sup>Department of Arid Land Agriculture (Plant Protection Science Program); College of Agri. & Food Sciences. King Faisal University; P.O Box 55073, Hofuf 31982, Saudi Arabia

<sup>2</sup>Honey bee Research Section, Plant Protection Research Institute, Agricultural Research Center, Dokki, Giza, Egypt

<sup>3</sup>Department of Economic Entomology, Faculty of Agriculture, Kafrelsheikh University, Kafrelsheikh 33516, Egypt

*Received: 12 March 2024*

*Accepted: 02 May 2024*

## Abstract

Pollen satisfies the nutritional requirements for developing honey bees, and without pollen, there is no brood development. Beekeepers feed colonies pollen substitutes or pollen supplements to stimulate brood rearing in the winter and early spring, or when pollen from blooming plants is scarce. The performance of honey bee colonies has been enhanced by supplementation with pollen substitutes. The current study aimed to evaluate the efficiency of three pollen substitutes in maintaining the colony strength during winter and improvement of colony performance during the winter and spring seasons. The three diets consisted of 30 g peeled white lupine flour + 20 g brewer's yeast + 20 g casein milk powder + 20 g honey + 10 g sugar powder (diet 1), 30 g fenugreek flour + 20 g brewer's yeast + 20 g casein milk powder + 20 g honey + 10 g sugar powder (diet 2), and 30 g defatted soybean flour + 20 g brewer's yeast + 20 g casein milk powder + 20 g honey + 10 g sugar powder (diet 3), and were provided to the experimental colonies in a paste form and compared with the unfed colonies. Diet 1 was the most accepted and consumed diet by honey bee workers during the winter and spring seasons. Colonies fed on diet 1 stored pollen, reared worker brood, and had adult population sizes larger than colonies fed on diet 2, diet 3, and unfed colonies. Colonies fed on diet 1, diet 2, and diet 3 produced more honey than the unfed colonies by 125.00%, 95.00%, and 70.00%, respectively. Diet 1 could be recommended to feed honey bee colonies during winter and spring to sustain the strength of the colonies and improve their productivity.

**Keywords:** *Apis mellifera*, brewer's yeast, brood, feed consumption, fenugreek, honey bee, lupine, pollen substitute, soybean

---

\*e-mail: elkazafi.taha@agr.kfs.edu.eg

## Introduction

Nectar and pollen are the natural feed of the honey bee (*Apis mellifera* L.) colony. A yearly amount of 80 kg of honey and 20 kg of pollen is consumed by a honey bee colony [1]. Pollen is more crucial than nectar because it provides the nutritional requirements for developing bees [2, 3]. Honey bees collect pollen mainly to meet their requirements of protein, lipids, fatty acids, mineral elements, antioxidants, and vitamins [3–6]. Protein plays a critical role in the honey bees' lives [7]. Protein normally found in pollen is necessary for brood production. Nurse bees must consume pollen to develop the hypopharyngeal glands to secrete the royal jelly required to feed young larvae and queens [8, 9].

The quantity and quality of pollen available to a bee colony is a limiting factor in beekeeping. During a dearth period as a result of a decline in pollen gathering activity, the brood rearing declines and the colony population size decreases, so artificial feeding with pollen substitutes is necessary to enhance the activities of honey bee colonies and for sustaining brood rearing in honey bee colonies [7, 10]. Pollen substitutes are well accepted by bee workers during the absence of natural pollen [7, 11]. Pollen substitutes must have nutritional values and be free from anti-nutritional factors [8, 11, 12]. A good diet should be acceptable to the bee workers and meet the nutrients required for colony growth and development, bee health, and colony production [12, 13]. The honey bee workers cannibalize the young brood in malnourished colonies and new broods are not produced [14]. Furthermore, deficiencies in colony nutrition may be considered a factor in recent honey bee colony losses [15].

A beekeeper may feed colonies on pollen substitutes or pollen supplements containing nutrients that are essential to their health to stimulate brood rearing in the late winter or early spring or to relieve dietary stress when pollen from blooming plants is scarce or has a marginal nutritional value [10, 12]. Many diet formulations have been developed by combining different ingredients and examined for beekeeping all over the world [11, 16–20]. Pollen substitute has the ability to enhance the performance of honey bee colonies [7, 11].

Colony performance and productivity have been affected by many factors including availability of nectar and pollen flora [9, 21], subspecies of honey bees [22], colony population size [23, 24], feeding pollen substitutes [8, 11, 18–20], season [22, 23], age of the comb [25–28], and weather factors [22, 24].

The sustaining of colony strength during winter and dearth periods is a worrying problem for beekeepers around the world. The study may hypothesize that providing honey bee colonies with a protein diet during winter and spring has a high ability to maintain the adult population size and enhance the colony activities. So, the present study aimed to evaluate the efficiency of three pollen substitutes in maintaining the colony strength during winter and improvement of colony performance and honey yield during spring.

## Material and Methods

### Study Area

The experiments were conducted at a private apiary in Desouk (31°8'32" N, 30°38'42" E), Kafrelsheikh province during the winter and spring seasons of 2022/2023. In addition to the minor nectar and pollen flora, Faba bean (*Vicia faba* L.) and flax (*Linum usitatissimum* L.) were the most important plants for honey bees during winter, and Egyptian clover (*Trifolium alexandrinum* L.) was the predominant nectar and pollen source during spring in the experimental area.

### Experimental Colonies

The varroa mite, *Varroa destructor* (Anderson and Trueman), was controlled in the experimental apiary before the beginning of the experiment using the oxalic acid vaporization method. Twenty colonies (each of 7 combs) of Carniolan hybrid honey bee (*Apis mellifera carnica* Pollmann) of the same strength were divided into four groups (five colonies for each treatment). Three groups (each of 5 colonies) were fed protein diets as pollen substitutes; meanwhile, the 4<sup>th</sup> group was deprived of proteinous feeding (control). One liter of sugar syrup (1:1) was provided to each colony at 7-day intervals during the nectar scarcity periods. The experiments were conducted during the winter season of 2022/2023 and during the spring season of 2023.

### Experimental Diets

The components of the tested diet formulations were as follows: 30 g peeled white lupine (*Lupinus albus*) flour + 20 g brewer's yeast + 20 g casein milk powder + 20 g honey + 10 g sugar powder (diet 1), 30 g fenugreek (*Trigonella foenum-graecum*) flour + 20 g brewer's yeast + 20 g casein milk powder + 20 g honey + 10 g sugar powder (diet 2), and 30 g defatted soybean (*Glycine max*) flour + 20 g brewer's yeast + 20 g casein milk powder + 20 g honey + 10 g sugar powder (diet 3). The diet ingredients were mixed to make a paste and placed on waxed paper to prevent moisture loss.

### Chemical Composition of Diets

A sample of each diet was used to estimate the proximate analysis of the diet. A sample of 2 g was dried at 105°C until the constant weight to estimate the content of moisture. The methods described by AOAC [29] were used to estimate the crude protein content, crude lipid content, crude fibers, and ash content. The Kjeldahl method estimate was used to determine the nitrogen content by using a sample of 0.5 g of diet, the total nitrogen was converted to crude protein by multiplication of the 6.25 factor. The Soxhlet apparatus was used to extract the fat content of a sample of 2 g diet using petroleum ether (40–60°C) for 6 hrs. Ash content was determined by

Table 1. Chemical composition (%) of the experimental diets.

Diet	Moisture	Crude protein	Crude fats	Crude fibers	Ash	NFE
Diet 1	19.09	22.44	5.91	6.35	4.50	41.71
Diet 2	18.53	21.27	4.26	6.01	6.03	43.90
Diet 3	19.00	23.07	3.53	4.13	4.12	46.15

NFE = Nitrogen-free extracts (available carbohydrates).

incinerating a sample of 2 g diet in a muffle furnace at 550°C. A sample of 2 g diet was digested for gravimetric determination of the crude fibers as a residue that remained after the alkaline and acid digestions. The available carbohydrates were calculated by subtracting crude fats, moisture, crude fibers, ash, and crude proteins from 100. All estimations were performed in triplicate.

### Feed Consumption

The diets were offered freshly on a paste form to the colonies directly over the brood nest at a rate of 100 g/colony/week and changed weekly by new pastes. The unconsumed diets were collected and weighted to calculate the weekly feed consumption of each diet.

### Colony Activities

The areas (square inches) of stored pollen and worker-sealed brood were measured at 12-day intervals using a plastic sheet (the same area as an empty standard frame) divided into square inches. By the end of each season, the number of combs covered with bees/ colony was recorded to determine the colony population size. Bee population size per colony was counted as one comb well covered with bees on the two sides equals 2000 bees [30]. By the end of the flow seasons of Egyptian clover (*Trifolium alexandrinum* L.) at the beginning of June, the honey yield was determined by the difference between the weight of honeycombs before and after honey extraction [22].

### Statistical Analysis

The normality of the data was tested using the Shapiro-Wilk normality test, which indicated the normal distribution of the data. Therefore, the original data were analyzed. The data of each season were statistically analyzed separately. The differences between the treatments were tested by one-way analysis of variance (ANOVA). The PROC GLM function in SAS version 9.1 [31] was used for data analysis. The treatment means were compared using Tukey's HSD post-hoc test. Pearson correlation coefficients between feed consumption, stored pollen area, worker-sealed brood area, colony population size, and honey yield during the winter and spring seasons were estimated.

## Results and Discussion

The chemical composition of the experimental diets is presented in Table 1. The highest contents of moisture (19.09%), crude fibers (6.35%), and crude fats (5.91%) were detected in diet 1. The highest contents of crude protein (23.07%) and available carbohydrates (46.15%) were detected in diet 3. The highest ash content (6.03%) was detected in diet 2. Meanwhile, the lowest contents of protein (21.27%) and moisture (18.53%) were detected in diet 2. The lowest contents of crude fibers (4.13%), crude fats (3.53), and ash (4.12%) were detected in diet 3. The lowest content of available carbohydrates (41.71%) was detected in diet 1. The experimental diets contain the same amount (70%) of all ingredients including 20% brewer's yeast, 20% casein milk powder, 20% honey, and 10% sugar powder, and differed in 30% of diet components which represented 30% peeled white lupine flour in diet 1, 30% fenugreek flour in diet 2, and 30% defatted soybean flour, so the composition differences among diets should be related to the different 30% (lupine, fenugreek, and soybean) of each diet. However, the impacts of diets on colony activities resulted from the all components of each diet. The contents of protein and lipids in the experimental diets were relatively similar to protein and lipids in bee pollen from major pollen plants [2, 3, 6, 32]. Meanwhile, the contents of fibers and mineral elements in the experimental diets were higher than those in bee pollen [3, 33–36]. The chemical composition of the experimental diets confirms the possibility of using any of them as a good substitute for bee pollen.

Data illustrated graphically in Fig. 1 show that the largest amount of consumed feed was from diet 1 (30 g peeled white lupine (*Lupinus albus*) flour + 20 g brewer's yeast + 20 g casein milk powder + 20 g honey + 10 g sugar powder), while the lowest amount was consumed from diet 3 (30 g defatted soybean (*Glycine max*) flour + 20 g brewer's yeast + 20 g casein milk powder + 20 g honey + 10 g sugar powder) during winter and spring seasons. Colonies fed on diet 1 consumed 98.22 and 96.84% of the provided diet compared to 94.48 and 90.25 % for colonies fed on diet 2, and 82.50 and 78.91 % for colonies fed on diet 3 during the winter and spring seasons, respectively. The amount of consumed feed was significantly ( $P < 0.01$ ) varied depending on the ingredients of the diet as well as the season. Diet 1

Table 2. Correlation coefficients between feed consumption and stored pollen, worker-sealed brood area, adult population size, and honey yield during the spring season.

Items	Feed consumption	Stored pollen area	Sealed brood area	Adult population size
Feed consumption				
Stored pollen area	0.85**			
Sealed brood area	0.96**	0.96**		
Adult population size	0.89**	0.95**	0.95**	
Honey yield	0.94**	0.94**	0.99**	0.96**

\*\* indicate correlation is significant at the 0.01 level (2-tailed).

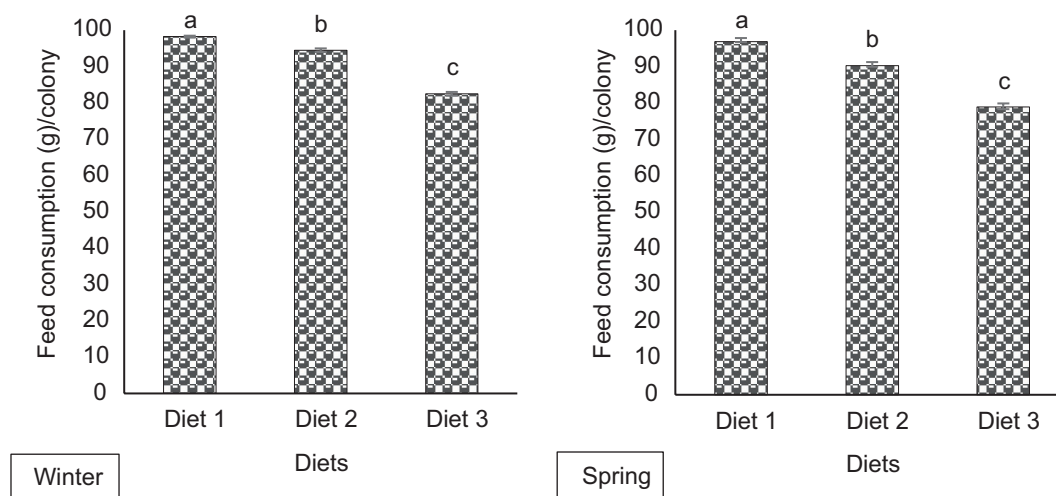


Fig. 1. Amount (g)/colony of weekly consumed feed during the winter and spring seasons. Different letters above the bars indicate a significant difference ( $P < 0.01$ ) according to Tukey's test.

had the best palatability may be due to the ingredients of the diet which affect the attraction of bees for feeding. In addition, the variations in feed consumption might be related to the size of the bee population in colonies. A large population size colony consumes feed more than a small population size colony. A significant positive correlation ( $r = 0.87 - 0.89$ ;  $P < 0.01$ ) between the amount of feed consumption and the adult population size in the colonies was detected (Table 2). The current results confirm the findings obtained by Israr et al. [7] and Taha [11] who detected a significant positive correlation between feed consumption and colony strength.

Data in Fig. 2 describe the stored pollen area in the combs during the winter and spring seasons. Significant ( $P < 0.01$ ) differences were detected between the fed and unfed colonies and among the tested diets. In comparison with the unfed colonies, feeding colonies on protein diets during the winter and spring seasons increased the area of stored pollen by 65.20 and 47.34 % for diet 1, 52.03 and 31.08 % for diet 2, and 37.10 and 16.20 % for diet 3, respectively. The current

results agree with those obtained by Taha [11, 37], Islam et al. [19], and Pokhrel et al. [38] who found that feeding colonies with pollen substitutes during spring significantly increased the area of stored pollen. The variations in stored pollen area were correlated ( $r = 0.85 - 0.94$ ;  $P < 0.01$ ) to the diet consumption that leads to a high rate of brood rearing, and subsequently number of foragers, that collected pollen from pollen flora. The colony population size was significantly positively correlated ( $r = 0.92 - 0.95$ ;  $P < 0.01$ ) with the area of stored pollen. A significant ( $P < 0.01$ ) variation in stored pollen area was detected between the winter and spring seasons. This variation could be correlated to the availability of the major pollen flora during the two seasons [11, 21, 22, 39].

The worker-sealed brood area during winter and spring seasons was illustrated in Fig. 3. Worker-sealed brood area was significantly ( $P < 0.01$ ) influenced by feeding colonies with protein diets. Pollen substitutes are provided to honey bee colonies in early winter to maintain the strength of colonies and during late winter and early spring to

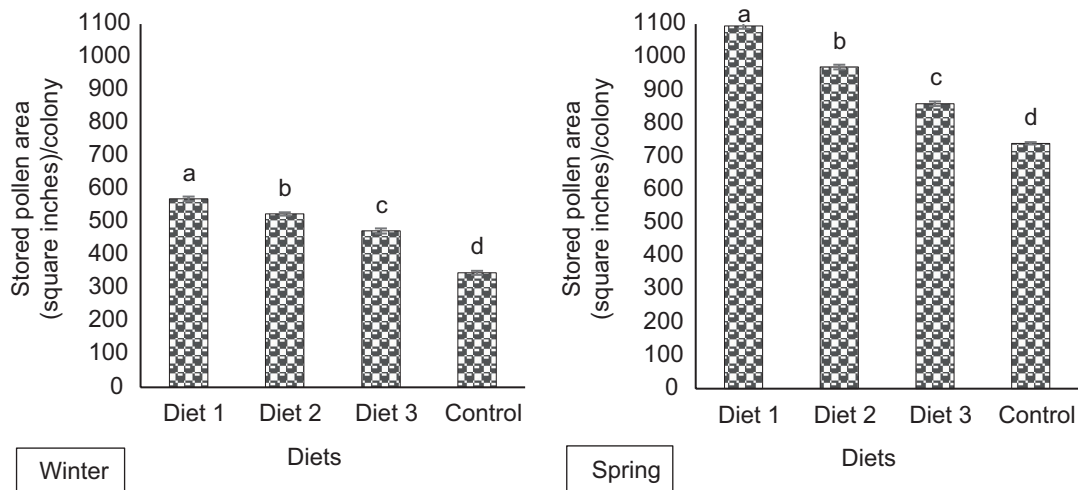


Fig. 2. Impact of feeding protein diet on stored pollen area (square inches)/colony during the winter and spring seasons. Different letters above the bars indicate a significant difference ( $P < 0.01$ ) according to Tukey's test.

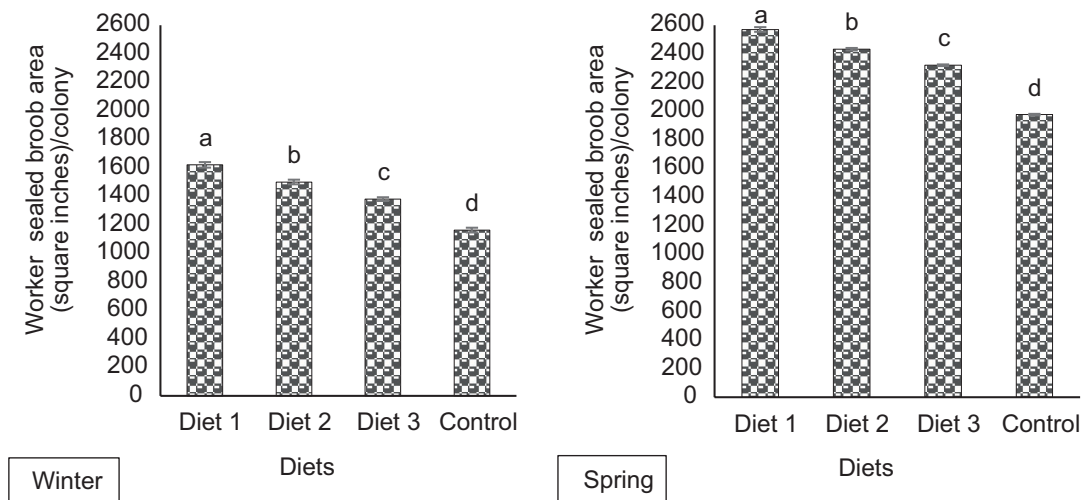


Fig. 3. Impact of feeding protein diet on the area (square inches) of worker-sealed brood/ colony during the winter and spring seasons. Different letters above the bars indicate a significant difference ( $P < 0.01$ ) according to Tukey's test.

enhance the colonies' building up. In addition to the colony strength, brood production, and population growth in the colonies are affected by queens' quality, the subspecies of bees, and the availability of nectar and pollen sources [22]. The current study was conducted in one location, the queens of all colonies are sisters, brood areas, feed storage, and colony strength were relatively similar in all colonies, so all parameters are constant regardless of the artificial nutritional factors. Also, significant ( $P < 0.01$ ) variations in worker-sealed brood areas among colonies fed the three diets were detected. Colonies provided with diet 1, diet 2, and diet 3 produced worker broods more than the unfed colonies by 29.03 and 25.00%, 25.81 and 22.50%, and 17.74 and 12.50% during the winter and spring seasons, respectively. The current results confirm the results reported by Israr et al. [7], Islam et al. [19] Ullah et al. [40], and Topal

et al. [41]. Pokhrel et al. [38] fed colonies 3 weeks on sugar candy and pollen substitute in May. They obtained higher (158.80%) brood production than brood production in June. Also, Matilla and Otis [10] reported that colonies started rearing broods earlier when supplemented with pollen or a pollen substitute in the spring, and a large adult population was produced by late April or early May. Strong positive correlations were detected between brood area and feed consumption ( $r = 0.90 - 0.96$ ;  $P < 0.01$ ), and stored pollen area ( $r = 0.96 - 0.99$ ;  $P < 0.01$ ) (Table 2). The current results confirm the results obtained by Taha [11] regarding the correlation with feed consumption, and by Taha and Al-Kahtani [22] for the correlation with an area of stored pollen. The significant ( $P < 0.01$ ) differences in brood production between winter and spring seasons could be related to adult population size in the colonies which correlated with

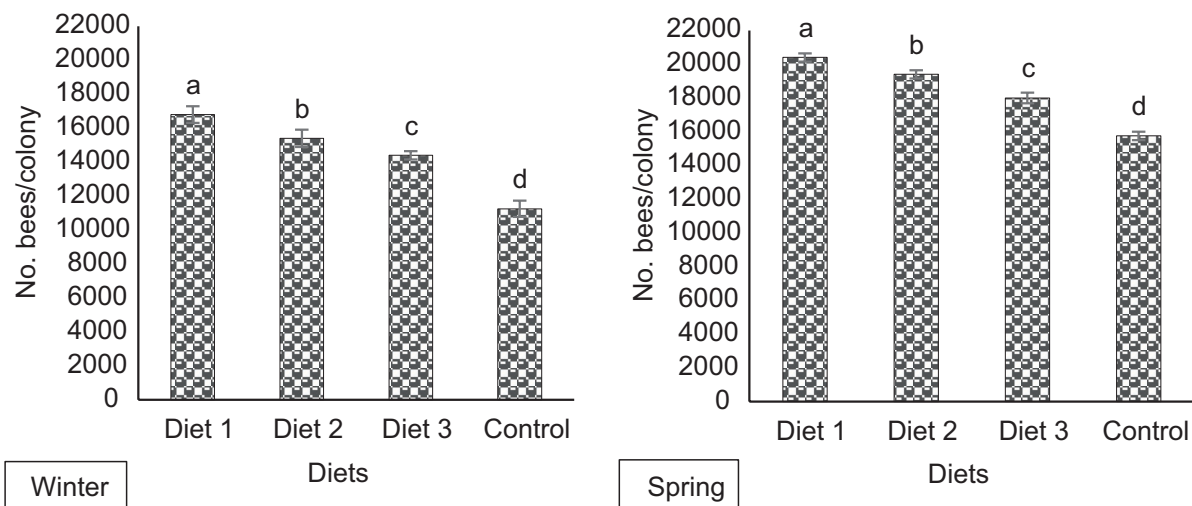


Fig. 4. Impact of feeding protein diet on colony population size during the winter and spring seasons. Different letters above the bars indicate a significant difference ( $P < 0.01$ ) according to Tukey's test.

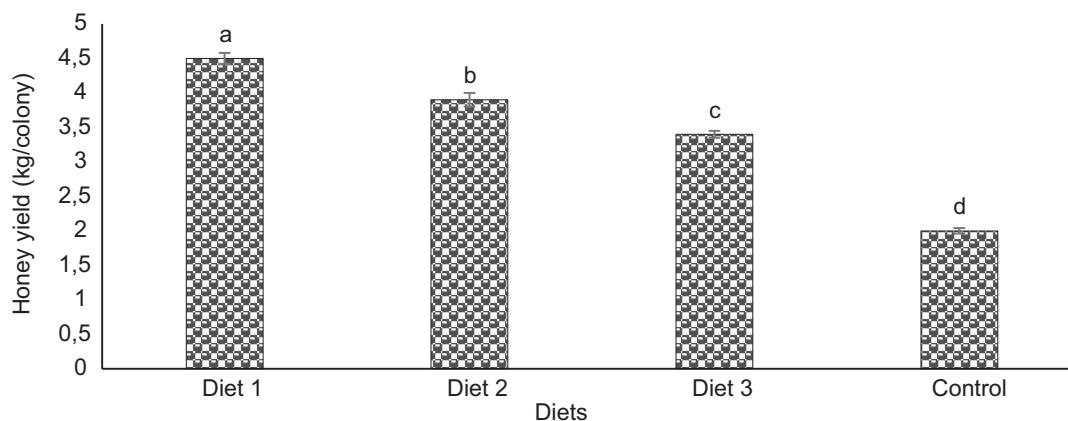


Fig. 5. Impact of feeding protein diet during spring on honey yield (kg/colony). Different letters above the bars indicate a significant difference ( $P < 0.01$ ) according to Tukey's test.

the area of stored pollen that is affected by the availability of nectar and pollen flora [11, 23].

As illustrated in Fig. 4 the adult population size in a colony was significantly ( $P < 0.01$ ) affected by feeding colonies with protein diets. Moving colonies to a rich nectar and pollen location increased the number of reared bees by 33.33% more than colonies in an apiary located in a poor-flora area [30]. Feeding colonies of honey bees on protein diets raised the adult bee population size by 32.26 and 28.75 % for diet 1, 25.81 and 22.50 % for diet 2, and 16.13 and 15.00 % for diet 3 more than the unfed colonies during winter and spring seasons, respectively. These results agree with the findings obtained by Israr et al. [7], Taha [11], and Topal et al. [41]. Feeding colonies with a protein diet and candy in May for three weeks raised the bee population size by 15.00% more than in June [38]. In addition, feeding colonies additional pollen or pollen substitutes during the spring increased the adult population

by 12200 workers/colony in May compared to colonies in winter [10].

Data illustrated in Fig. 5 display that there were significant ( $P < 0.01$ ) differences between honey yield harvested from the fed and unfed colonies, and among colonies fed the experimental diets during the spring season. Egyptian clover (*Trifolium alexandrinum*) honey was harvested near the end of spring. Colonies fed on protein diets produced significantly more honey than the unfed colonies by 125.00, 95.00, and 70.00% for diet 1, diet 2, and diet 3, respectively. Colonies fed on diet 1 produced honey more than colonies fed on diet 2 and diet 3 by 15.38 and 32.35%, respectively. The current results confirm the findings previously obtained by Islam et al. [19], Matilla and Otis [10], Pokhrel et al. [38], and Ullah et al. [40] who observed that feeding honey bee colonies with protein diets raised honey yield. Taha [11] reported that providing colonies with a diet consisting of 40% brewer's yeast + 40% defatted soybean flour + 10%

skimmed powder milk + 10% honey produced 202.86% honey yield of the unfed colonies. Feeding colonies on protein diets leads to colony superiority in honey production that resulted from collecting more nectar from major nectar flora by a large adult population that correlated ( $r = 0.99$ ,  $P < 0.01$ ) with the high rate of worker brood rearing. The high population of workers was strongly correlated ( $r = 0.94$ ,  $P < 0.01$ ) with the area of bee bread in the colonies (Table 2). Also, honey yield was significantly positively correlated with feed consumption ( $r = 0.94$ ,  $P < 0.01$ ) and stored pollen area ( $r = 0.96$ ,  $P < 0.01$ ). Relatively similar results were recorded by Taha and Al-Kahtani [23] who decided that the honey yield produced from two weak colonies was significantly lower than the honey yield produced from one strong colony.

Significant ( $P < 0.01$ ) differences in stored pollen area, worker-sealed brood area, and colony population size were detected between the winter and spring seasons. The variations between the two seasons were correlated to the meteorological factors [22] and the availability of nectar and pollen plants [11, 21, 22, 42, 43], also the cultivated area of the major nectar and pollen flora, the amount of nectar secretion of plants, and sugar concentration in nectar during each season had considerable effects [30].

### Conclusions

Supplying honey bee colonies with a protein diet during winter and early spring, or scarcity of pollen from blooming plants was a vital requirement in beekeeping. From the obtained results, diet 1 (30 g peeled white lupine flour + 20 g brewer's yeast + 20 g casein milk powder + 20 g honey + 10 g sugar powder) was the most preferred diet for honey bee colonies. Colonies fed on diet 1 exhibited the best performance in storing pollen, worker brood rearing, colony growth, and honey production. Diet 1 could be recommended as a good protein diet (pollen substitute) during the winter and spring seasons to sustain the brood production and strength of the colonies and improve colony productivity.

### Acknowledgments

The authors extend their appreciation to the Deanship of Scientific Research at King Faisal University for funding the Project number (Grant 5, 953), King Faisal University, Al-Ahsa, Saudi Arabia.

### Conflict of Interest

The authors declare no conflict of interest.

### References

- SEELEY T.D. Honey bee ecology. Princeton University Press. Princeton, New Jersey pp. 202, **1985**.
- TAHA E.-K.A., AL-KAHTANI S.N., TAHA R. Protein content and amino acids composition of bee-pollens from major floral sources in Al-Ahsa, eastern Saudi Arabia. Saudi Journal of Biological Sciences, **26**, 232, **2019**.
- TAHA E.-K.A., AL-KAHTANI S.N. Macro- and trace elements content in honey bee pollen loads in relation to the harvest season. Saudi Journal of Biological Sciences, **27**, 1797, **2020**.
- AL-KAHTANI S.N., TAHA E.-K.A., FARAG S.A., TAHA R., ABDOU E., MAHFOUZ H. Harvest season significantly influences the fatty acid composition of bee pollen. Biology, **10**, 482, **2021**.
- AL NAGGAR Y., TAHA I.M., TAHA E.-K.A., ZAGHLOOL A., NASR A., NAGIB A., ELHAMAMSY S.M., ABOLABAN G., FAHMY A., HEGAZY E., METWALY K.H., ZAHRA A.A. Gamma irradiation and ozone application as preservation methods for longer-term storage of bee pollen. Environmental Science and Pollution Research, **2024** <https://doi.org/10.1007/s11356-024-32801-4>
- TAHA I.M., ISMAIL K.A., SAMI R., ALJUMAYI H., ALSHEHRY G., ALGARNI E., ALJUMAYI A., ALSHAHRANI M.Y., ASSERI T.A.Y., ALSHARARI Z.D., BAAKDAH F., TAHA E.-K.A. Bee pollen, an antioxidant and antimicrobial agent for beef sausage. Journal of Biobased Materials and Bioenergy, **18**, 31, **2024**.
- ISRAR M., MALIK S., ALI J., KHAN M., KHAN K., TARIQ K., ALAM S. Effect of artificial pollen substitutes diets on diets consumption, brood area, and colony strength of *Apis mellifera* L. colonies during dearth period. Journal of Applied Entomologist, **2**, 9, **2022**.
- SAFFARI A., KEVAN P.J., ATKINSON J. Palatability and consumption of patty, formulated pollen and pollen substitutes and their effects on honey bee colony performances. Journal of Apicultural Science, **54**, 63, **2010**.
- SHAWER M.B., TAHA E.-K.A., MOUSA K.M., KHAN K.H., IBRAHIM S., HASSAN S., ELNABAWY E.M. Seasonal variations of colony activities linked to morphometric and glands characterizations of hybrid Carniolan honey bee (*Apis mellifera carnica* Pollmann) workers. Journal of King Saud University- Science, **33**, 101543, **2021**.
- MATILLA H.R., OTIS G.W. Influence of pollen diet in spring on the development of the honey bee (Hymenoptera, Apidae) colonies. Journal of Economic Entomology, **99**, 604, **2006**.
- TAHA E.-K.A. The impact of feeding certain pollen substitutes on maintaining the strength and productivity of honey bee colonies (*Apis mellifera* L.). Bulletin of Entomological Society of Egypt Economic Series, **41**, 63, **2015**.
- GHRAMH H.A., KHAN K.A. Honey bees prefer pollen substitutes rich in protein content located at short distance from the Apiary. Animals, **13**, 885, **2023**.
- ROUSSEAU A., GIOVENAZZO P. Optimizing drone fertility with spring nutritional supplements to honey bee (Hymenoptera, Apidae) colonies. Journal of Economic Entomology, **109**, 1009, **2016**.
- SCHMICKL T., CRAILSHEIM K. (How honey bees (*Apis mellifera* L.) change their brood care behavior in response to non-foraging conditions and poor pollen conditions. Behavioral Ecology and Sociobiology, **51**, 415, **2002**.
- HUANG Z. Pollen nutrition affects honey bee stress resistance. Terrestrial Arthropod Reviews, **5**, 175, **2012**.
- AQUEEL M.A., ABBAS Z., SOHAIL M., ABUBAKAR M., SHURJEEL H.K., RAZA A.B.M., AFZAL M.,

- ULLAH S. Effect of varying diets on growth, development and survival of queen bee (*Apis mellifera* L.) in captivity. International Journal of Agricultural and Biosystems Engineering, **10**, 888, **2017**.
17. PUŠKADIJA Z., SPILJAK L., KOVAČIĆ M. Late winter feeding stimulates rapid spring development of carniolan honey bee colonies (*Apis mellifera carnica*). Poljoprivreda, **53**, 54, **2017**.
  18. WIJAYATI N., HARDJONA D.S., RAHMAVATI M., KURNIAWATI, A. Formulation of winged bean seeds as pollen substitute for outgrowth of honey bees (*Apis mellifera* L.). Journal of Physics: Conference Series, **1321**, 022040, **2019**.
  19. ISLAM N., MAHMOOD R., SARWAR G., AHMED S. Development of pollen substitute diets for *Apis mellifera ligustica* colonies and their impact on brood development and honey production. Pakistan Journal of Agricultural Research, **33**, 381, **2020**.
  20. KHAN K.H.A., GHRAMH H.A. Nutritional efficacy of different diets supplemented with microalga *Arthrospira platensis* (spirulina) in honey bees (*Apis mellifera*). Journal of King Saud University- Science, **34**, 101819, **2022**.
  21. TAHA E.-K.A., TAHA R., AL-KAHTANI S.N. Nectar and pollen resources for honey bees in Kafrelsheikh, Northern Egypt. Saudi Journal of Biological Sciences, **26**, 890, **2019**.
  22. TAHA E.-K.A., AL-KAHTANI S.N. Comparison of the activity and productivity of Carniolan (*Apis mellifera carnica* Pollmann) and Yemeni (*Apis mellifera jemenitica* Ruttner) subspecies under environmental conditions of the Al-Ahsa oasis of eastern Saudi Arabia. Saudi Journal of Biological Sciences, **26**, 681, **2019**.
  23. TAHA E.-K.A., AL-KAHTANI S.N. Relationship between population size and productivity of honey bee colonies. Journal of Entomology, **10**, 163, **2013**.
  24. KAVITHA T., KATHIRVELU C., MUTHUKRISHNAN N., GOPIANAND L. Influence of Weather factors on colony growth of Indian honey bee, *Apis cerana indica* Fab. in Annamalainagar, Tamil Nadu, India. Indian Journal of Natural Science, **12**, 36370, **2021**.
  25. TAHA E.-K.A., AL-KAHTANI S.N. The relationship between comb age and performance of honey bee colonies. Saudi Journal of Biological Sciences, **27**, 30, **2020**.
  26. AL-KAHTANI S.N., TAHA E.-K.A. Effect of comb age on cell measurements and worker body size. PloS One, **16**, e 0260865, **2021**.
  27. TAHA E.-K.A., RAKHA O.M., ELNABAWY S.M., HASSAN M.M., SHAWER D.M.B. Comb age significantly influences the productivity of the honey bee (*Apis mellifera*) colony. Journal of King Saud University – Science, **33**, 101436, **2021**.
  28. TAHA E.-K.A., SHAWER M.B., TAHA R., ELASHMAWY A., GABER S., MOUSA K. Comb age significantly influences the emergency queen rearing, morphometric and reproductive characteristics of the queens. Journal of Apicultural Research, **2024**. <https://doi.org/10.1080/00218839.2024.2336376>
  29. AOAC. Official methods of analysis (17<sup>th</sup> ed.) Washington, DC., USA, Association of Official Analytical Chemists, **2000**.
  30. TAHA E.-K.A. Importance of banana *Musa* sp. (Musaceae) for honey bee *Apis mellifera* L. (Hymenoptera, Apidae) in Egypt. Bulletin of Entomological Society of Egypt **II**, 125, **2007**.
  31. SAS INSTITUTE SAS/STAT User's Guide release 9.1. SAS Institute Inc, Cary, NC 27513, **2003**.
  32. AL-KAHTANI S.N., TAHA E.-K.A., KHAN K.H.A., ANSARI M.J., FARAG S.A., SHAWER D.M.B., ELNABAWY S.M. Effect of harvest season on the nutritional value of bee pollen protein. PloS One, **15**, e0241393, **2020**.
  33. TAHA E.-K.A. Chemical composition and amounts of mineral elements in honey bee-collected pollen in relation to botanic origin. Journal of Apicultural Science, **59**, 75, **2015**.
  34. SPULBER R., DOĞAROĞLU M., BĂBEANU N., POPA O. Physicochemical characteristics of fresh bee pollen from different botanical origins. Romanian Biotechnological Letters, **23**, 13357, **2018**.
  35. AL-KAHTANI S.N., TAHA E.-K.A. Seasonal variations in nutritional composition of honey bee pollen loads. Journal of the Kansas Entomological Society, **93**, 105, **2020**.
  36. AYLANC V., FALCAO S.I., VILAS-BOAS M. Bee pollen and bee bread nutritional potential, Chemical composition and macronutrient digestibility under in vitro gastrointestinal system. Food Chemistry, **413**, 135597, **2023**.
  37. TAHA E.-K.A. Honey bee and modern beekeeping. Translation, Authoring and Publishing Center King Faisal University, Al-Ahsa, Saudi Arabia. **2013** (In Arabic).
  38. POKHREL S., THAPA R.B., NEUPANE F.P., HRESTHA S.M. Abscending behavior and management of *Apis cerana* F. honey bee in Chitwan, Nepal. Journal of the Institute of Agriculture and Animal Science, **27**, 77, **2006**.
  39. TAHA E.-K.A., AL-ABDULSALAM M., AL-KAHTANI S.N. Insect pollinators and foraging behavior of honey bees on alfalfa (*Medicago sativa* L.) in Saudi Arabia. Journal of the Kansas Entomological Society, **89**, 92, **2016**.
  40. ULLAH A., SHAZAD M.F., IQBAL J., BALOCH M.S. Nutritional effects of supplementary diets on brood development, biological activities and honey production of *Apis mellifera* L. Saudi Journal of Biological Sciences, **28**, 6861, **2021**.
  41. TOPAL E., M'ARG'AOAN R., BAY V., TAKMA Ç., YÜCEL B., OSKAY D., DÜZ G., ACAR S., KÖSOĞLU M. The effect of supplementary feeding with different pollens in autumn on colony development under natural environment and in vitro lifespan of honey bees. Insects, **13**, 588, **2022**.
  42. HELAL R.M., EL-DAKHAKHNI T.N., SHAWER M.B., TAHA E.-K.A. Effect of moving the apiaries on activity of honey bee colonies. 2- Flight activity, gathering of nectar and sugar concentration contents and honey. Journal of Agricultural Research Tanta University, **29**, 268, **2003**.
  43. SHAWER M.B., EL-DAKHAKHNI N.M., HELAL R.M., TAHA E.-K.A. Effect of moving the apiaries on activity of honey bee colonies. 1- Gathering and storing pollen, brood rearing and wax secretion. Journal of Agricultural Research Tanta University, **29**, 250, **2003**.