

Original Research

Rye-Potato Crop Rotation Alters the Physical and Chemical Properties and Microbial Community Structure of Soil

Feiyan Zhang^{1, 4#}, Fan Yang^{2#}, Weixi Li^{1, 4#}, Yana Wang^{1, 4}, Wenya Zhao^{1, 4},
Qiuyue Liu^{1, 3, 4}, Yumeng Gao^{1, 3, 4}, Hongwei Liu^{1, 4*}, Liping Zhang^{1, 4**}

¹Institute of Biology, Hebei Academy of Sciences, Shijiazhuang 050091, P.R. China

²Department of Plant Pathology, China Agriculture University, Beijing 100193, China

³Hebei Normal University, Shijiazhuang 050024, P.R. China

⁴Main Crops Disease of Microbial Control Engineering Technology Research Center in Hebei Province, Shijiazhuang 050081, P.R. China

Received: 13 December 2023

Accepted: 5 June 2024

Abstract

Long-term potato planting causes continuous cropping obstacles, and crop rotation is an effective way to solve this problem. This study aims to explore the effects of rye-potato rotation and continuous potato cropping on soil physical and chemical properties and microbial community structure. In this study, soil samples were collected in five stages of rye-potato rotation and continuous potato cropping to determine the physical and chemical properties and enzyme activities of the soil. High-throughput sequencing was used to analyze the soil microbial community structure of the two cultivation methods. The results showed that the content of soil organic matter (OM) was significantly higher in the rye-potato crop rotation (RC group) than the continuous cropping (SC group) at all five periods (the before sowing ($P = 0.016$, percentage = 42.04%), seedling ($P = 0.0003$, percentage = 65.36%), flowering ($P = 0.044$, percentage = 55.91%), maturity ($P = 0.002$, percentage = 66.85%), and after-harvest ($P = 0.033$, percentage = 53.91%) periods). The alkaline nitrogen (AN) content in the RC group was also significantly higher than the SC group during the five periods (before sowing: $P = 0.003$, seedling: $P = 0.014$, flowering: $P = 0.003$, maturity: $P = 0.008$, after-harvest: $P = 0.031$), and increased by 36.39% at the seedling period and 42.29% at the after-harvest. The pH of the RC group was significantly higher than the SC group during the four periods (before sowing: $P = 0.008$, seedling: $P = 0.027$, flowering: $P = 0.0001$, and after-harvest: $P = 0.002$), except for the maturity period. The high-throughput sequencing showed that the bacterial Shannon indices of the RC group were significantly ($P = 0.000$, $P = 0.004$, $P = 0.003$, $P = 0.001$, $P = 0.001$) higher than those of the SC group during the five periods. The fungal Shannon index of the RC group was significantly ($P = 0.017$, $P = 0.014$, $P = 0.011$) higher than the SC group before sowing, seedling, and after harvest. Potentially beneficial bacterial phyla (Actinobacteria

*e-mail: lhwei1987@126.com

**e-mail: lizzle-69@163.com

equal contribution

and Acidobacteria) were significantly enriched, while potentially pathogenic fungi such as *Fusarium* and *Alternaria* were significantly decreased. Specifically, the relative abundance of Acidobacteria significantly increased ($P = 0.006$, $P = 0.020$, $P = 0.007$, $P = 0.019$, $P = 0.002$) than the SC group during the five periods. The relative abundance of Actinobacteria significantly increased ($P = 0.018$, $P = 0.034$, $P = 0.031$) during the flowering, maturity, and after-harvest periods. The relative abundance of the pathogenic fungi *Fusarium* in the RC group significantly ($P = 0.007$, $P = 0.014$, $P = 0.002$, $P = 0.049$, $P = 0.046$) decreased compared to the SC group during the five periods. The relative abundance of the pathogenic fungus *Alternaria* in the RC group significantly ($P = 0.0006$, $P = 0.004$, $P = 0.040$, $P = 0.010$, $P = 0.003$) decreased compared to the SC group during the five periods.

It can be shown that the community structure of bacteria and fungi significantly changes with rye-potato crop rotation compared with continuous potato cropping. Rye-potato rotation could significantly change the physical and chemical properties of the soil and the structure of the microbial community. The beneficial bacteria Actinobacteria and Acidobacteria were significantly enriched, while the pathogenic *Fusarium* and *Alternaria* were significantly decreased. This work preliminarily described the soil physical and chemical properties and microbial community changes in rye-potato rotation, which provided a theoretical basis for solving the obstacles of continuous potato cropping.

Keywords: continuous potato cropping, rye-potato crop rotation, soil enzyme activity, microbial diversity, microbial community composition

Introduction

Potatoes are recognized as the fourth major global food crop [1]. It has a long planting history and comprises several varieties. It is one of China's most important economic crops. Long-term continuous planting of potatoes has resulted in a severe imbalance of soil microbial communities, a high incidence of soil-borne diseases, and a severe decline in yield [2, 3].

Soil microorganisms play a key role in the ecosystem [4] and are important factors related to soil quality [5], soil fertility, and productivity [6]. Changes in soil microorganisms influence the absorption and transformation of soil nutrients [7]. Therefore, the number and types of soil microorganisms may affect plant growth, development, and health [8, 9]. In recent years, several studies have shown that continuous cropping has led to the imbalance and diversity of soil microbial communities [10, 11]. Continuous cropping facilitates a significant increase in plant fungal pathogens in soil while the abundance of beneficial bacteria and actinomycetes decreases [12, 13]. Continuous planting of potatoes significantly reduces the diversity of soil bacterial communities and the abundance of beneficial bacteria [14, 15]. For example, the abundance of beneficial fungi such as *Chaetomium* decreases, whereas that of harmful fungi such as *Verticillium*, *Fusarium*, and *Colletotrichum* increases. It is essential enzyme activity for bacterial activities.

Crop rotation is considered an effective way to mitigate the adverse effects of continuous cropping [16]. It improves the physical and chemical properties of soil and enhances soil fertility [17, 18]. Crop rotation can also significantly increase the abundance and diversity of soil microbial communities [19]. For example, wheat-canola [20] and corn-soybean [21] crop rotation significantly impacts

soil microbial communities, and the rotation of different crops and cucumbers improves the uniformity of the soil microbial community and the soil microecological environment [22]. Although several studies have focused on the effects of crop rotation on potato quality and disease occurrence [23, 24], the effects of rye-potato rotation on potato physical features, soil physical and chemical properties, and microbial community structure have not been studied.

The aim was to study the effects of rye-potato rotation on soil physical and chemical properties and soil microbial community structure and to provide a theoretical basis for reducing obstacles to continuous potato cropping.

Materials and Methods

Field Experiment

The experiment was conducted at the planting base of Chunhua Potato Planting Co., Ltd., Erdaoqu Township, Wuyuan County, Zhangjiakou City, Hebei Province, China. The latitude and longitude of the area are 114°50'–116°04'E, 41°14'–41°57'N, situated in the southern margin of the Inner Mongolia Plateau. The soil type is chestnut clay. The nitrogen content accounts for 0.5% to 0.8% of dry matter, up to 2.2%, and the ash element reaches 6% to 16%, mainly potassium and calcium. Generally, the calcium layer of chestnut soil is deep and thick, with a lime content of up to 10% to 30%, with the highest being up to 40% and the lowest being less than 5%. The soil is alkaline and light in texture. The average elevation is 1,536 m, and the climate is a temperate continental grassland climate. The average temperature during the growth cycle is 9°C, and the annual precipitation is 426 mm.

Potatoes have been planted for six consecutive years in the continuous experimental field. Rye and potatoes have been planted in rotation for 6 years in the rye-potato rotation field. Over the past six years, the use of pesticides, fertilizers, plastic film mulching, and the amount of water used for farming and irrigation have been the same in both rye-potato rotation fields and potato continuous cropping. Varieties of potatoes include Favorita (a virus-free potato variety). In the continuous cropping field, the basic physical and chemical properties of the experimental field are 51.24 mg/kg of alkaline nitrogen, 42.47 mg/kg of available phosphorus, 290.00 mg/kg of available potassium, 10.99 g/kg of organic matter, and a pH of 6.12 (water:soil 2.5:1). In the crop rotation field, potatoes and rye were rotated every other year. The basic physical and chemical properties of the experimental field were 61.77 mg/kg alkali nitrogen, 11.00 mg/kg available phosphorus, 82.57 mg/kg available potassium, 15.61 g/kg organic matter, and a pH of 7.14 (water:soil 2.5:1).

The field experiment adopted a random block design, and three plots were set for continuous cropping and rotation. The plot area was $5 \times 5 = 25 \text{ m}^2$, plant spacing was 20 cm, and row spacing was 60 cm (Fig. S1). The rest of the conditions, including the application of pesticides, chemical fertilizers, film mulching, tillage, and irrigation water volume, are all in accordance with local customs, and the measures for both groups are the same.

All the soil samples were collected in 2018. Sampling was performed during five periods: before sowing (May 1st), seedling period (June 25th), flowering period (July 28), maturity period (August 25th), and after-harvest period (September 15th). A five-point sampling method was used for each period, and soil samples with a depth of 5–20 cm were collected at five points before sowing and after harvesting. In the seedling, flowering, and maturity periods, soil samples were collected from the potato root zone. Soil samples were evenly mixed together into one sample, collected into a Ziplock bag, and stored directly frozen at -80°C until DNA extraction [25].

Determination of Potato Physical Features

During the harvest, potatoes from the SC and RC groups were collected using a five-point sampling method. Initially, the soil on the surface of the potatoes was washed away with clean water. Subsequently, a visual inspection method was employed to observe the physical features of the potatoes, including whether the skin was smooth and the potato buds were deep or shallow [26].

Determination of Soil Physical and Chemical Properties

Soil samples were air-dried and passed through a 2-mm aperture sieve. Soil pH was determined with a compound electrode (Mp521 Lab pH meter, Japan) at a soil:water ratio of 1:2.5 (w/v; g·cm⁻³). Soil available phosphorus (AP) and available potassium (AK) were determined, and soil alkaline nitrogen was assessed using an alkaline hydrolysis

diffusion method [27, 28]. Soil organic matter (OM) was determined using the oil bath heating-potassium dichromate ($\text{K}_2\text{Cr}_2\text{O}_7$) volumetric method. Briefly, the temperature of the oil bath was 180°C , it was boiled for 5 min, a 0.4 mol/L $\text{K}_2\text{Cr}_2\text{O}_7\text{-H}_2\text{SO}_4$ solution was used to oxidize the organic matter in the soil, and the remaining $\text{K}_2\text{Cr}_2\text{O}_7$ was used in FeSO_4 for titration. Each soil sample was measured in triplicate.

Determination of Soil Biological Indicators

Soil enzymes were determined using kits for soil urease activity detection, soil sucrase activity detection, and soil acid phosphatase activity detection (Solarbio Technology Co. Ltd., China), following the manufacturer's instructions [29]. The extraction of each soil sample was repeated three times.

DNA Extraction

Total genomic DNA was extracted from the samples using the CTAB method. DNA concentration and purity were measured on a 1% agarose gel using the M5 Gel Extraction Kit (Mei5 Biotechnology Co., Ltd). According to the concentration, DNA was diluted to 1 ng/ μL using sterile water.

PCR Amplification and Sequencing

PCR amplification of the bacterial 16S rRNA gene V3–V4 region was performed using the forward primer 338F (5'-ACTCCTACGGGAGGCAGCA-3') and the reverse primer 806R (5'-GGACTACHVGGGT-WTCTAAT-3'). For amplification of fungal ITS sequences, the forward primer ITS5F (5'-GGAAGTAAA-GTCGTAACAAGG-3') and the reverse primer ITS1R (5'-GCTGCGTTCTTCATCGATGC-3') were used. All PCR reactions were conducted in 30- μL reactions with 15 μL of Phusion® High-Fidelity PCR Master Mix (Bio-lab Technology Co., Ltd., China), 0.2 μM of the forward and reverse primers, and about 10 ng of template DNA. Thermal cycling consisted of an initial denaturation at 98°C for 1 min, followed by 30 cycles of denaturation at 98°C for 10 s, annealing at 50°C for 30 s, elongation at 72°C for 30 s, and a final 72°C for 5 min. Sequencing libraries were generated using Ion Plus Fragment Library Kit 48 reactions (Thermo Fisher Scientific Co., Ltd., USA) following the manufacturer's recommendations [30]. Library quality was assessed on the Qubit@2.0 Fluorometer (Thermo Fisher Scientific Co., Ltd., USA). Finally, the library was sequenced on an Ion S5™ XL platform, and 600-bp single-end reads were generated.

Statistical Analysis

Sequence analysis was performed using Uparse (v7.0.1001, <http://drive5.com/uparse/>) [31]. Sequences with $\geq 97\%$ similarity were assigned to the same OTU. Alpha diversity was applied in analyzing the species diversity




Fig. 1. Analysis of different planting methods on physical features of potato. (A) Rye-potato crop rotation; (B) Continuous potato cropping.

of samples, and the Chao 1, Shannon, and Good-coverage indices of our samples were calculated with QIIME (Version 1.7.0) and displayed with R software (Version 2.15.3) [32]. Beta diversity on both weighted and unweighted unifrac was calculated by QIIME software (ver. 1.7.0). The results for both groups were analyzed with a single factor ANOVA. Statistical analysis of the data was performed in IBM SPSS 25.0 software, and statistical significance was considered at $P < 0.05$. Origin Pro 2018 was used for mapping.

Accession Numbers

The sequence data generated in this study were deposited at NCBI as accession numbers PRJNA667341 (bacterial sequences) and 668640 (fungal sequences).

Results

Potato Physical Features

The potatoes in the rye-potato rotation crop (RC) group field had smooth skin, small spots, and shallow buds (Fig. 1A), whereas those in the continuous cropping field (SC) group had many rough spots and deep buds (Fig. 1B). During the harvesting process, potatoes in the rotation field were easier to collect than in the continuous field, which may be related to changes in soil physical and chemical properties in the rotation and continuous cropping fields.

Soil Physical and Chemical Properties and Soil Enzyme Activity

Table 1 shows that the content of soil organic matter (OM) was significantly higher in the RC group than

the SC group at all five periods (before sowing ($P = 0.016$, percentage = 42.04%), seedling ($P = 0.0003$, percentage = 65.36%), flowering ($P = 0.044$, percentage = 55.91%), maturity ($P = 0.002$, percentage = 66.85%), and after-harvest ($P = 0.033$, percentage = 53.91%) periods). The alkaline nitrogen (AN) content in the RC group was also significantly higher than the SC group during the five periods (before sowing: $P = 0.003$, seedling: $P = 0.014$, flowering: $P = 0.003$, maturity: $P = 0.008$, after-harvest: $P = 0.031$), and increased by 36.39% at the seedling period and 42.29% at after harvest. The pH of the RC group was significantly higher than the SC group during the four periods (before sowing: $P = 0.008$, seedling: $P = 0.027$, flowering: $P = 0.0001$, and after-harvest: $P = 0.002$), except for the maturity period.

Fig. 2 shows the soil enzyme activity at each period. Compared with the SC group, soil alkaline phosphatase activity in the RC group significantly ($P = 0.000$, $P = 0.001$, $P = 0.0003$, $P = 0.002$, $P = 0.003$) increased during sowing, seedling, flowering, maturity, and after-harvest periods. Alkaline phosphatase activity was the highest at the seedling and flowering periods, which increased by 1.23-fold and 1.13-fold, respectively. Soil sucrase significantly increased by 1.63-fold, 3.58-fold, and 1.09-fold in the seedling, flowering, and maturity periods, respectively. Soil urease significantly ($P = 0.000$, $P = 0.000$, $P = 0.024$) increased by 78%, 38%, and 15% during the seedling period, maturity period, and after-harvest periods. Soil sucrase and alkaline phosphatase in the RC group were at their highest during the seedling and flowering periods.

Soil Microbial Diversity

The rarefaction curve of each sample for the high-throughput sequencing was close to the saturation plateau (Fig. S2), indicating that the sequencing library had reached saturation and that the results truly reflected the sample conditions. The sequencing results for bacteria are shown

Table 1. Physical and chemical properties of soil.

Group	pH	OM (g/kg)	AK (mg/kg)	AP (mg/kg)	AN (mg/kg)
SCB	6.12±0.03b	10.99±0.43b	290.00±7.62a	42.47±1.33a	51.24±0.92b
RCB	7.14±0.08a	15.61±0.43a	82.57±1.76b	11.00±0.64b	61.77±1.23a
SCS	5.59±0.04b	11.26±1.53b	374.83±5.54a	62.95±2.34a	63.40±0.86b
RCS	6.14±0.05a	18.62±0.80a	164.50±9.90b	28.16±0.10b	86.47±0.97a
SCF	5.53±0.20b	9.98±0.46b	226.50±6.42a	51.59±0.79a	60.68±0.83b
RCF	6.98±0.17a	15.56±0.60a	146.83±8.96b	18.08±0.66b	78.47±0.49a
SCM	5.98±0.13a	11.01±0.24b	264.50±7.56a	44.23±1.30a	64.70±0.91b
RCM	6.28±0.15a	18.37±0.96a	155.33±6.79b	24.65±0.89b	68.37±0.79a
SCA	6.04±0.1b	10.35±0.80b	234.50±13.66a	48.08±2.08a	44.57±0.84b
RCA	6.55±0.10a	15.93±1.18a	131.17±11.15b	23.21±1.65b	63.42±0.59a

Notes: SCB, SCS, SCF, SCM, and SCA represent before sowing, seedling, flowering, maturity, and after-harvest periods of continuous potato cropping, respectively. RCB, RCS, RCF, RCM, and RCA represent before sowing, seedling, flowering, maturity, and after-harvest periods of the rye-potato crop rotation, respectively. Abbreviations: OM, Organic matter; AN, alkaline nitrogen; AP, Available P; AK, Available K. Data are the mean±standard error (n = 3) and within each column; different letters indicate significant differences ($P < 0.05$).

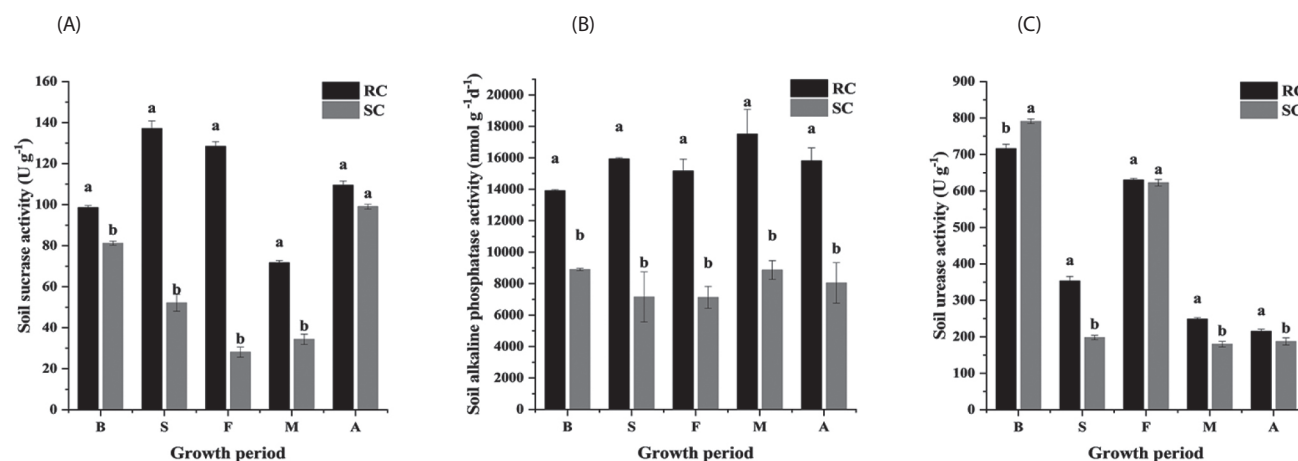


Fig. 2. Analysis of different planting methods on soil enzyme activity. (A) Soil sucrose activity; (B) Soil alkaline phosphatase activity; (C) Soil urease activity. RC and SC represent rye-potato crop rotation and continuous potato cropping, respectively. B, S, F, M, and A represent before sowing, seedling, flowering, maturity, and after-harvest periods, respectively. Different letters indicate significant differences ($P < 0.05$).

in Table 2. The coverage of all samples was $> 97.6\%$, and the effective read range for each sample was 75,706–86,874. The OTU of each sample ranged from 2,411 to 3,676. The Shannon indices of the RC group were significantly ($P = 0.000$, $P = 0.004$, $P = 0.003$, $P = 0.001$, $P = 0.001$) higher than those of the SC group before sowing, seedling, flowering, maturity, and after-harvest periods. The Chao 1 indices of the RC group were significantly ($P = 0.022$, $P = 0.036$, $P = 0.019$, $P = 0.042$) higher than the SC group at before sowing, seedling, flowering, and after-harvest periods. These results showed that the RC group improved bacterial diversity.

The sequencing coverage of fungi in all samples was $> 99.4\%$ (Table 3). The effective read range for each sample was 80,080–80,709. The OTUs of each sample ranged from 1,357 to 1,620. The Shannon index of the RC group was significantly ($P = 0.017$, $P = 0.014$, $P = 0.011$) higher than the SC group in the periods before sowing, seedling, and after-harvest. Chao1 in the RC group in the whole sampling period was also higher than the SC group. There were significant ($P = 0.009$, $P = 0.046$, $P = 0.0369$) differences among the seedling, flowering periods, and after-harvest periods. The results showed that the RC group increased soil fungal diversity.

Table 2. Diversity of soil bacterial communities.

Group	Reads	OTUs	(Alpha diversity)		
			Shannon (97%)	Chao1 (97%)	Coverage (%)
SCB	83,682	2,619	8.11 (8.01, 8.17)	2,821 (2,632, 3,062)	98.1
RCB	78,511	3,437	9.80 (9.64, 9.88)	3,335 (3,239, 3,455)	98.3
SCS	86,874	2,411	7.62 (7.44, 7.91)	2,606 (2,463, 2,870)	98.2
RCS	79,295	2,936	8.56 (8.44, 8.65)	3,157 (2,972, 3,380)	98.1
SCF	82,040	2,770	8.58 (8.34, 8.87)	3,104 (2,850, 3,525)	98.0
RCF	86,001	3,663	9.63 (9.60, 9.66)	3,918 (3,886, 3,940)	97.6
SCM	80,379	3,128	9.08 (9.06, 9.18)	3,189 (2,969, 3,353)	98.0
RCM	77,225	3,217	9.65 (9.56, 9.75)	3,406 (3,222, 3,502)	98.4
SCA	75,706	2,881	8.65 (8.47, 8.84)	2,979 (2,663, 3,190)	98.2
RCA	78,646	3,676	9.76 (9.59, 9.85)	3,699 (3,335, 4,036)	98.0

Notes: SCB, SCS, SCF, SCM, and SCA represent before sowing, seedling, flowering, maturity, and after-harvest periods of continuous potato cropping, respectively. RCB, RCS, RCF, RCM, and RCA represent before sowing, seedling, flowering, maturity, and after-harvest periods of the rye-potato crop rotation, respectively. Reads: the optimized sequences; OTU, operational taxonomic unit. The numbers within parentheses are the lower and upper limits in the statistical analysis of the corresponding data, respectively.

Table 3. Diversity of soil fungal communities.

Group	Reads	OTUs	Alpha diversity		
			Shannon (97%)	Chao1 (97%)	Coverage (%)
SCB	80,080	1,543	6.76 (6.91, 6.64)	1,475 (1,438, 1,517)	99.5
RCB	80,217	1,488	7.33 (7.19, 7.57)	1,468 (1,386, 1,528)	99.6
SCS	80,229	1,357	6.65 (6.45, 6.79)	1,300 (1,232, 1,356)	99.5
RCS	80,174	1,555	7.42 (7.32, 7.72)	1,491 (1,456, 1,512)	99.5
SCF	80,154	1,477	5.82 (5.07, 6.63)	1,415 (1,378, 1,440)	99.4
RCF	80,102	1,566	6.22 (5.45, 6.70)	1,515 (1,467, 1,568)	99.5
SCM	80,244	1,502	7.05 (6.14, 7.86)	1,452 (1,289, 1,549)	99.6
RCM	80,709	1,540	6.34 (5.48, 6.79)	1,484 (1,404, 1,529)	99.5
SCA	80,306	1,408	6.52 (6.20, 6.80)	1,337 (1,265, 1,424)	99.5
RCA	80,193	1,620	8.19 (7.54, 8.51)	1,594 (1,447, 1,861)	99.5

Notes: SCB, SCS, SCF, SCM, and SCA represent the before sowing, seedling, flowering, maturity, and after-harvest periods of continuous potato cropping, respectively. RCB, RCS, RCF, RCM, and RCA represent before sowing, seedling, flowering, maturity, and after-harvest periods of the rye-potato crop rotation, respectively. Reads: the optimized sequences; OTU, operational taxonomic unit. The numbers within parentheses are the lower and upper limits in the statistical analysis of the corresponding data, respectively.

Venn analysis showed that the number of bacterial OTUs shared by each sampling period in the SC and RC groups was 1,318 (Fig. 3A). Except for the flowering and maturity periods, the unique OTU number of the RC group was higher than the SC group. The number of shared fungal OTUs in all periods was 607 (Fig. 3B). The number of OTUs in the RC group was higher than that of the SC group in all periods, which coincided with the changes in total OTUs. There were various numbers of shared and unique OTUs among samples, suggesting that although the soil

microorganisms of continuous cropping and rotation had similar species, these had different community structures.

Soil Microbial Composition

With continuous cropping and rotation of potatoes, Proteobacteria, Bacteroidetes, Actinobacteria, Firmicutes, Acidobacteria, Gemmatimonadetes, Chloroflexi, unidentified bacteria, Verrucomicrobia, and Fusobacteria were the 10 predominant bacterial phyla (Fig. 4A). Compared

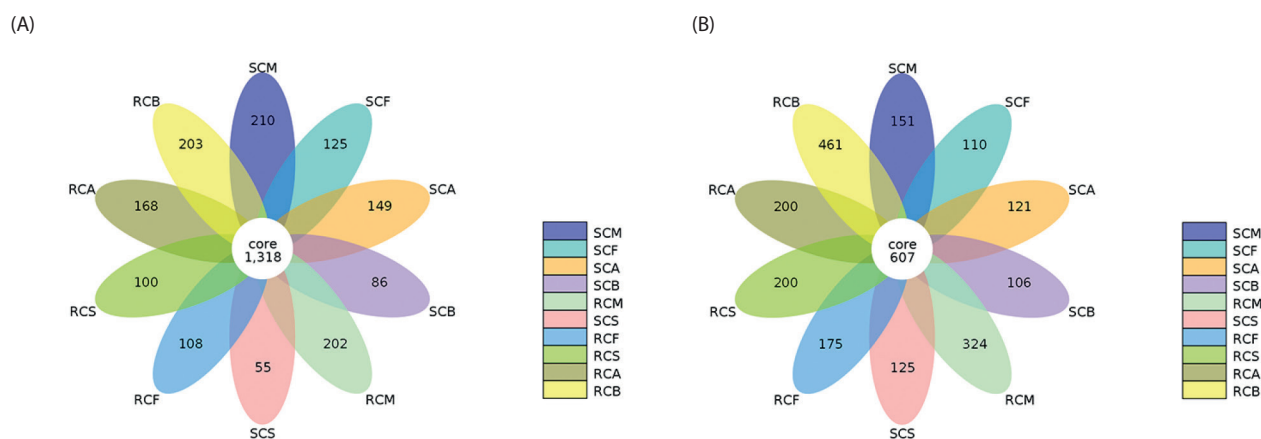


Fig. 3. Venn analysis of OTUs of bacterial and fungal communities. (A) Bacteria; (B) Fungi. SCB, SCS, SCF, SCM, and SCA represent before sowing, seedling, flowering, maturity, and after-harvest periods of continuous potato cropping, respectively. RCB, RCS, RCF, RCM, and RCA represent before sowing, seedling, flowering, maturity, and after-harvest periods of the rye-potato crop rotation, respectively.

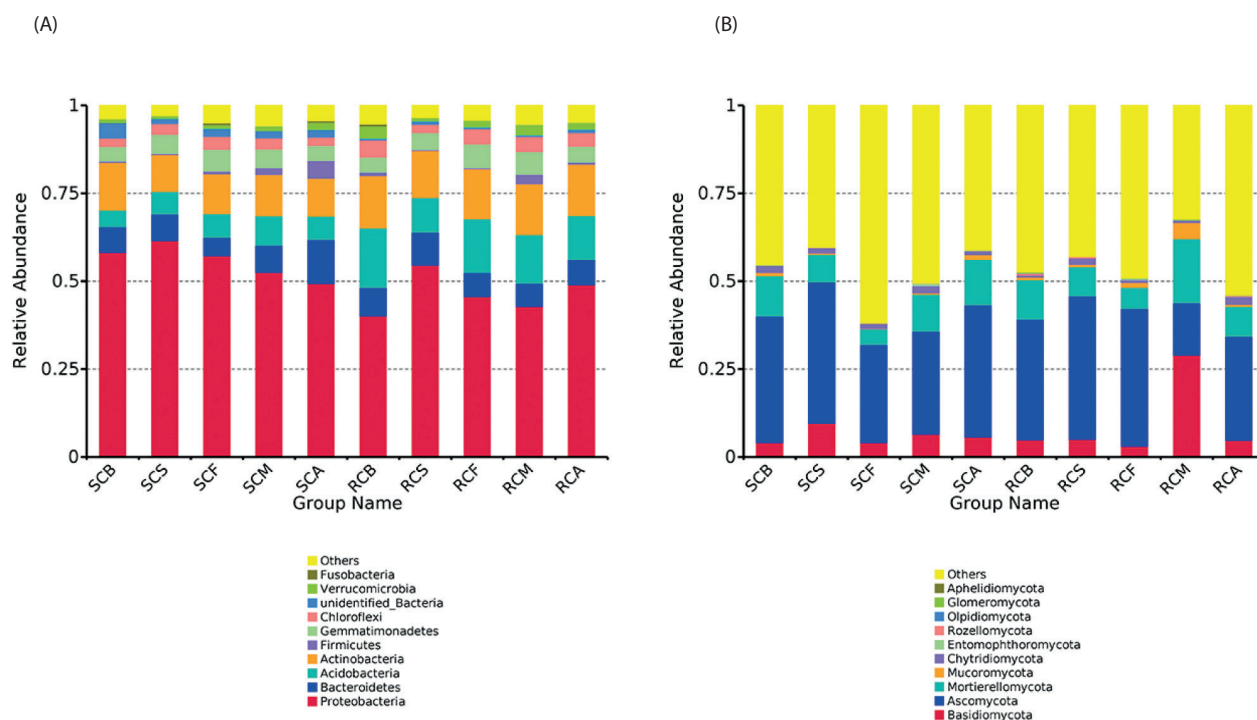


Fig. 4. Analysis of soil microbial at the phylum level. (A) Bacteria; (B) Fungi. SCB, SCS, SCF, SCM, and SCA represent before sowing, seedling, flowering, maturity, and after-harvest periods of continuous potato cropping, respectively. RCB, RCS, RCF, RCM, and RCA represent before sowing, seedling, flowering, maturity, and after-harvest periods of the rye-potato crop rotation, respectively.

with the SC group, the relative abundance of bacteria in the phyla level of the RC group differed. The relative abundance of Acidobacteria significantly increased ($P = 0.006, P = 0.020, P = 0.007, P = 0.019, P = 0.002$) in the five periods by 258.86%, 51.93%, 125.48%, 64.22%, and 84.65%. The relative abundance of Actinobacteria increased by 9.43%, 12.38%, 25.22%, 23.61%, and 35.83% among these five periods, with significant differences ($P = 0.018, P = 0.034, P = 0.031$) among the flowering,

maturity, and after-harvest periods. The relative abundance of Firmicutes significantly ($P = 0.021$) increased by 37.62% during the maturity period. The relative abundance of *Chloroflexi* significantly increased ($P = 0.033, P = 0.019$) by 38.63% and 65.16% during the seedling and after-harvest periods respectively.

For fungi, Basidiomycota, Ascomycota, Mortierellomycota, Mucoromycota, Chytridiomycota, Entomophthoromycota, Rozellomycota, Olpidiomycota, Glomeromycota,

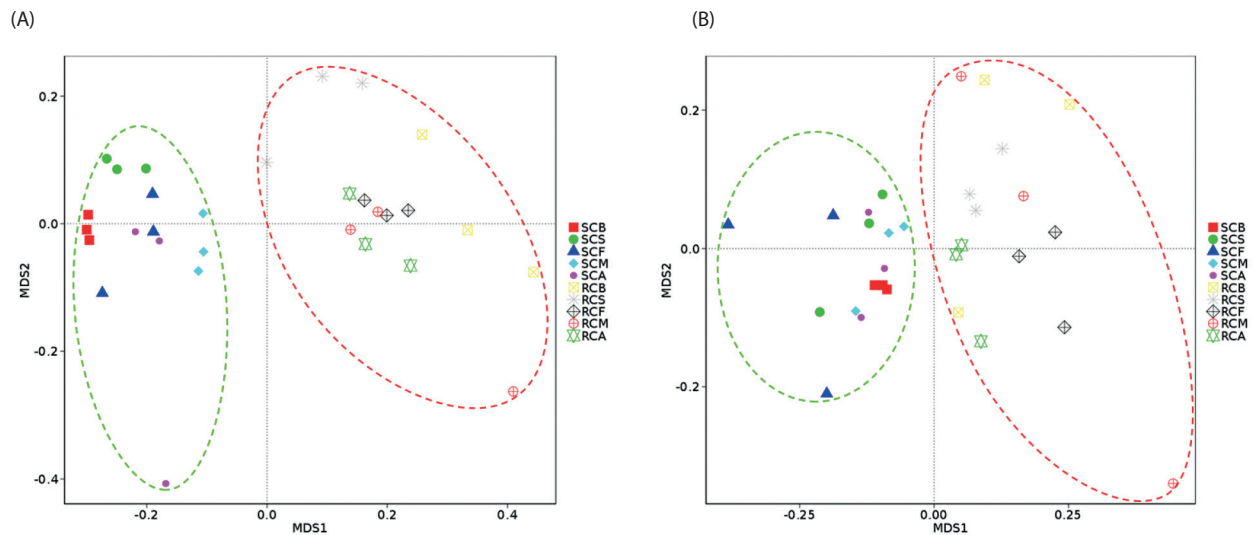


Fig. 6. Analysis of microbial community structure. (A) Bacteria; (B) Fungi. SCB, SCS, SCF, SCM, and SCA represent before sowing, seedling, flowering, maturity, and after-harvest periods of continuous potato cropping, respectively. RCB, RCS, RCF, RCM, and RCA represent before sowing, seedling, flowering, maturity, and after-harvest periods of the rye-potato crop rotation, respectively.

For fungi, *Fusarium*, *Mortierella*, *Sclerotinia*, *Trichocladium*, *Alternaria*, *Plectosphaerella*, *Microthecium*, *Cladophialophora*, *Rhizopus*, and *Tausonia* were the top 10 genera (Fig. 5D). Compared with the SC group, the relative abundance of the pathogenic fungi *Fusarium* in the RC group significantly ($P = 0.007$, $P = 0.014$, $P = 0.002$, $P = 0.049$, $P = 0.046$) decreased in before sowing, seedling, flowering, maturity and after-harvest periods. Compared with the SC group, the relative abundance of the pathogenic fungus *Alternaria* in the RC group significantly ($P = 0.0006$, $P = 0.004$, $P = 0.040$, $P = 0.010$, $P = 0.003$) decreased in sowing, seedling, flowering, maturity, and after-harvest periods. The relative abundance of *Fusarium* decreased by 72.90% during the flowering period and was higher in all periods. The relative abundance of *Alternaria* in the RC group decreased by 66.48–93.44% throughout the potato planting period. Compared with the SC group, the relative abundance of *Mortierella* in the RC group significantly increased ($P = 0.011$, $P = 0.003$) by 37.90% and 65.36% during the flowering and maturity periods, respectively.

Microbial Community Structure

To visualize the similarity and dissimilarity in bacterial communities among soil samples, NMDS was performed based on bacterial OTUs of the 16S rRNA gene amplicon and fungal OTUs of the ITS rRNA gene amplicon sequencing using the Bray-Curtis metric (ANOSIM, bacteria: $r = 0.8519$, $p = 0.01$; fungi: $r = 0.5657$, $p = 0.01$). The bacterial samples from the SC and RC groups were distinct, with obvious differences in community structure (Fig. 6a). The fungal community was similar to that of bacteria (Fig. 6b), whereas the community structure was significantly

different. These results showed that, compared with continuous potato cropping, rye-potato crop rotation changes the community structure of soil bacteria and fungi.

Discussion

Soil pH is one of the most important characteristics of soil. It plays a key role in the growth of plants and animals. Continuous cropping of potatoes leads to soil acidification. Studies have shown that long-term continuous cropping of various plants significantly reduces soil pH [33]. This study found that, compared with continuous cropping, rye-potato crop rotation significantly improved soil pH (Table 1). Several pathogenic fungi, including *Fusarium* and *Pythium*, adapt to slightly lower soil pH [34], while high pH inhibits *Fusarium* wilt [35]. Rye-potato crop rotation significantly improved soil OM and AN (Table 1). Soil OM content is an important condition for evaluating soil fertility levels and plays a crucial role in crop growth and development. Soil nitrogen can promote the decomposition of OM by soil microorganisms, and the high content of soil OM and nitrogen can help increase the diversity of the soil bacterial community [36, 37].

Rye-potato rotation significantly increased soil alkaline phosphatase activity, which was 1.23-fold higher than that of potato continuous cropping at the seedling stage. The activity of soil sucrase also increased significantly, which was 3.58-fold higher than that of continuous cropping fields at the flowering stage (Fig. 2). This is similar to previous findings that watermelon-wheat [38] and potato-legume [39] crop rotations improve soil enzyme activities. The level of soil enzyme activity is

an important indicator of soil health. The soil enzyme system is the most active part of the soil that can activate soil OM and transform it into inorganic matter that can be absorbed by plants. It plays an important role in soil nutrient cycling and plant nutrient transformation and is considered a major feature that contributes to overall soil quality and microbial activity [40].

Compared with continuous cropping, rye-potato crop rotation significantly increased the diversity of bacteria and fungi (Tables 2 and 3). Soil microbial diversity is a key factor affecting soil health and quality, and agricultural treatment influences soil microbial diversity [41, 42]. This is consistent with previous findings that tomato-rice [43] and corn-American ginseng [44] crop rotations increase bacterial diversity, but this is in contrast to the result that a wheat-canola crop rotation reduces fungal diversity. Soil microbial communities play a central role in promoting the decomposition of OM and nutrient cycling, especially the abundant bacterial communities, which are indispensable to soil ecology [45]. Changes in the diversity of soil microbial communities are largely affected by soil environmental factors [46]. Soil microorganisms are important in inhibiting soil-borne diseases and inducing plant resistance [47]. Understanding the species and distribution of soil microorganisms is essential for controlling plant diseases.

This study showed that rye-potato crop rotation could improve the abundance of Actinobacteria and Acidobacteria in all periods, and the relative abundance of Firmicutes significantly increased in the maturity period (Fig. 4A). Similar results were observed with maize-peanut intercropping [48]. The relative abundance of *Chloroflexi* increased during the maturity and after-harvest periods. *Acidobacteria* and *Chloroflexi* can decompose carbon and participate in the organic carbon cycle [49]. Accordingly, the high abundance of Acidobacteria and Chloroflexi caused by rye-potato crop rotation may be due to higher soil OM content. The abundance of *Actinobacteria* is one of the key factors in the generation of bacteriostatic effects in soil [50, 51]. It is a bacteria that can inhibit soil diseases, including potato common scab [52], tobacco bacterial wilt [53], and banana *Fusarium* wilt [54]. Basidiomycota and Ascomycota were the predominant fungi in the soil (Fig. 4B), which is similar to the results of previous studies [55, 56]. Ascomycota comprises several plant pathogens [57]. The abundance of Ascomycota with rye-potato crop rotation significantly decreased by 49.26% and 21.24% at the maturity and after-harvest periods, respectively, compared with continuous cropping. *Lyso-bacter* imparts an inhibitory effect on plant diseases [58]. *Fusarium* and *Alternaria* in soil can cause *Fusarium* wilt and the early blight of potatoes. Rye-potato crop rotation significantly reduced the abundance of *Fusarium* and *Alternaria* at each period, while the relative abundance of *Mortierella* significantly increased during the maturity and flowering periods (Fig. 5D). This is similar to the findings of other scholars. They found that watermelon-wheat rotation reduced the incidence of *Fusarium* wilt. In addition, *Mortierella* is enriched in disease-free soil [59],

and some strains have been shown to produce antifungal and antibacterial metabolites [60].

Changes in soil microbial community structure are very important for continuous potato cropping obstacles. The analysis of soil microbial community structure shows (Fig. 6) that for the continuous cropping of potatoes, rye-potato crop rotation can significantly change the community structure of soil bacteria and fungi. This is consistent with the research results of previous scholars, namely that tomato-rice crop rotation significantly affects the community structure of bacteria and fungi [61]. This indicates that rye-potato rotation can improve the structure of soil microbial communities.

Conclusion

Rye-potato crop rotation increases soil pH, OM, and soil alkaline phosphatase and sucrase activity, increasing the diversity of bacteria and fungi. This elucidated the effects of continuous cropping and rotation on potato soil physical and chemical properties and microbial community structure, thereby providing a theoretical basis for resolving obstacles related to continuous potato cropping.

Acknowledgments

We thank LetPub (www.letpub.com) for its linguistic assistance during the preparation of this manuscript.

Authors' Contributions

Feiyan Zhang, Fan Yang and Weixi Li performed this experiment, analyzed the data and wrote the manuscript; Wang Yana, Wenya Zhao, Qiuyue Liu and Yumeng Gao helped to collect the soil samples and analyze the data; Hongwei Liu and Liping Zhang designed this experiment and revised this manuscript.

Funding

This study was supported by grants from the Key R&D Program Projects in Hebei Province (22326514D) and Science and Technology Planning Project of Hebei Academy of Sciences (24309).

Declarations

Ethics Approval and Consent to Participate

The study did not violate ethics, and all participants agreed to publish the paper.

Competing Interests

The authors declare that they have no competing interests.

References

1. KRŽIŽKOVSKÁ B., VIKTOROVÁ J., LIPOV J. Approved Genetically Modified Potatoes (*Solanum tuberosum*) for Improved Stress Resistance and Food Safety. *Journal of Agricultural and a Food Chemistry*, **70** (38), 11833, **2022**.
2. YAN H.M., JI J.L., HUA A.L., PING H.L., TONG Z.R., KUN H.Y., TING X.F., MUHAMMAD A.S., JUAN H.Q., QIN K.Z., QIANG W., LIN S.Z. Vanillin, a Newly Discovered Autotoxic Substance in Long-Term Potato Continuous Cropping Soil, Inhibits Plant Growth by Decreasing the Root Auxin Content and Reducing Adventitious Root Numbers. *Journal of Agricultural and a Food Chemistry*, **71** (45) **2023**.
3. QIN S., YEBOAH S., WANG D., ZHANG J. Effects of ridge-furrow and plastic mulching planting patterns on microflora and potato tuber yield in continuous cropping soil. *Soil Use and Management*, **32** (3), 465, **2016**.
4. LI S., SHENG J.G., TING H., JOSHUA R.A.K., RONG Q.S., FU R.Z. Parental material and cultivation determine soil bacterial community structure and fertility. *FEMS Microbiology Ecology*, **91** (1), 1, **2015**.
5. BECKERS B., BEECK M.O.D., WEYENS N., BOERJAN W., VANGRONSVELD J. Structural variability and niche differentiation in the rhizosphere and endosphere bacterial microbiome of field-grown poplar trees. *Microbiome*, **5** (1), 25, **2017**.
6. YAN H.M., CHEN X., LIN S.Z., HUA P.L., NAZIR H.C., JING G., QING Z.X., JUAN J.L., HAO J.Q. Potato tillage method is associated with soil microbial communities, soil chemical properties, and potato yield. *Journal of Microbiology*, **60** (2), 166, **2022**.
7. JIE L., LI X.W., SHENG W.F., DONG D.Y., WEI D.H., BIN H., YI Z., LI Y., YUAN L., CANBIN O., CHENG A.C., XIA Q.W. Soil properties, presence of microorganisms, application dose, soil moisture and temperature influence the degradation rate of Allyl isothiocyanate in soil. *Chemosphere*, **244** (0), 125540, **2020**.
8. HEMKEMEYER M., SCHWALB S.A., HEINZE S., JOERGENSEN R.G., WICHERN F. Functions of elements in soil microorganisms. *Microbiological Research*, **252**, 126832, **2021**.
9. SHAHID A., NAN L.X. Plant Growth Promoting and Stress Mitigating Abilities of Soil Born Microorganisms. *Recent Patents on Food, Nutrition & Agriculture*, **11** (2), 96, **2020**.
10. YUAN Z.G., YA Y.H., KUN M.H., JIE J.X., XUE W., FU L.L., HOU Z.T., JING W.J., RONG J., MING L., JUN Z.G., KUN Z.M. Effects of continuous cropping of sweet potatoes on the bacterial community structure in rhizospheric soil. *BMC Microbiology*, **21** (1), 102, **2021**.
11. HANG S.G., GAO X.X., LIN T., YE D., FENG X.D., YANG X., LONG Q.H. Soil microbial community assembly and stability are associated with potato (*Solanum tuberosum* L.) fitness under continuous cropping regime. *Frontiers in Plant Science*, **13**, 1000045, **2022**.
12. JING Z., DAI Z., QING Y.Y., YANG P., MEI D.Z., JIE J.Z., KUI L.Z., HUI Z.Y. Dissecting the effect of continuous cropping of potato on soil bacterial communities as revealed by high-throughput sequencing. *PLoS One*, **15** (5), e0233356, **2020**.
13. YING J.Q., SONG C.B., GUANG S.D., XING W.W., CUN G.L., PING L.J. Effects of different rotation cropping systems on potato yield, rhizosphere microbial community and soil biochemical properties. *Frontiers in Plant Science*, **13**, 999730, **2022**.
14. JING Z., DAI Z., QING Y.Y., YANG P., MEI D.Z., HUA J.Z., KUI L.Z., HUI Z.Y. Dissecting the effect of continuous cropping of potato on soil bacterial communities as revealed by high-throughput sequencing. *PLoS One*, **15** (5), e0233356, **2020**.
15. MIN X.Q., ZHENG Y., TANG L., QIANG G.L. Crop rhizospheric microbial community structure and functional diversity as affected by maize and potato intercropping. *Journal of Plant Nutrition*, **40** (17), 2402, **2017**.
16. QING M.L., DAI Z., JI Z.Z., JUN Z.Z., YANG P., HUI Z.Y., HUA J.Z., HUA Y.L., FENG L.Z. Crop rotations increased soil ecosystem multifunctionality by improving keystone taxa and soil properties in potatoes. *Frontiers in Microbiology*, **14**, 1034761, **2023**.
17. XUAN D.T., GUONG V.T., ROSLING A., ALSTRÖM S., CHAI B., HÖGBERG N. Different crop rotation systems as drivers of change in soil bacterial community structure and yield of rice, *Oryza sativa*. *Biology and Fertility of Soils*, **48** (2), 217, **2012**.
18. QUAN Z., PENG Z., QIANG Z.W., XIAN L.W., BIN S.W., WEI Y., BIAO Y., QIN G.H. Winter crop rotation intensification to increase rice yield, soil carbon, and microbial diversity. *Heliyon*, **9** (1), e12903, **2023**.
19. VENTER Z.S., JACOBS K., HAWKINS H-J. The impact of crop rotation on soil microbial diversity, A meta-analysis. *Pedobiologia*, **59** (4), 215, **2016**.
20. HANSEN J.C., SCHILLINGER W.F., SULLIVAN T.S., PAULITZ T.C. Soil Microbial Biomass and Fungi Reduced With Canola Introduced Into Long-Term Monoculture Wheat Rotations. *Frontiers in Microbiology*, **10**, 1448, **2019**.
21. SMITH C.R., BLAIR P.L., BOYD C., CODY B., HAZELA, HEDRICK A., KATHURIA H., KHURANA P., KRAMER B., MUTERSPAW K., PECK C., SELLS E., SKINNER J., TEGELER C., WOLFE Z. Microbial community responses to soil tillage and crop rotation in a corn/soybean agroecosystem. *Ecology and Evolution*, **6** (22), 8075, **2016**.
22. DING H., ALI A., CHENG Z. Effect of green garlic/cucumber crop rotation for 3 years on the dynamics of soil properties and cucumber yield in Chinese anthrosol. *Journal of the Science of Food and Agriculture*, **100** (1), 362, **2020**.
23. SAGOVA-MARECKOVA M., DANIEL O., OMEKA M., KRISTUFEK V., DIVIS J., KOPECKY J. Determination of factors associated with natural soil suppressivity to potato common scab. *PLoS One*, **10** (1), e0116291, **2015**.
24. FORGE T.A., LARNEY F.J., KAWHUK L.M., PEARSON D.C., KOCH C., BLACKSHAW R.E. Crop rotation effects on *Pratylenchus neglectus* populations in the root zone of irrigated potatoes in southern Alberta. *Canadian Journal of Plant Pathology*, **37** (3), 363, **2015**.
25. JING Z., DAI Z., QING Y.Y., YANG P., MEI D.Z., JIE J.Z., KUI L.Z., HUI Z.Y. Dissecting the effect of continuous cropping of potato on soil bacterial communities as revealed by high-throughput sequencing. *PLoS One*, **15** (5), e0233356, **2020**.
26. NAKATUMBA-NABENDE J., TUSUBIRA J.F., BABIRYE C., NSUMBA S., OMONGO ABU C. A dataset of cassava whitefly count images. *Data in Brief*, **41**, 107911, **2022**.
27. SHOU W.S., GUI X.L., NAN G., YONG H.Z., RUI Y., MING W.S., QIANG Z.D. Land use intensification affects soil microbial populations, functional diversity and related suppressiveness of cucumber *Fusarium* wilt in China's Yangtze River Delta. *Plant and Soil*, **306** (1-2), 117, **2008**.

28. TING W.L., LU L.X., ZHANG C.Z., FENG X.H., YING C.Y. Nitrogen Fertilization Increases Soil Microbial Biomass and Alters Microbial Composition Especially Under Low Soil Water Availability. *Microbial Ecology*, **86** (1), 536, **2023**.
29. JIA S.W., FEN Y.G., YANG X.C. Responses of soil enzyme activity to freeze-thaw alternation in Greater Khingan Mountains, China. *Ying Yong Sheng Tai Xue Bao*, **34** (5), 1217, **2023**.
30. SCHRADER C., SCHIELKE A., ELLERBROEK L., JOHNE R. PCR inhibitors—occurrence, properties and removal. *Journal of Applied Microbiology*, **113**, 1026, **2012**.
31. EDGAR R.C. UPARSE, highly accurate OTU sequences from microbial amplicon reads. *Nature Methods*, **10** (10), 996, **2013**.
32. MEHRBOD E., JING L.J., NICHOLAS A.B., DANIEL M., ANTONIO G., TOMASZ K., CAMERON M., YUN Q.Z., AMANDA B., YOSHIKI V., MATTHEW R., EVAN B., JGREGORY C., ROB K. QIIME 2 Enables Comprehensive End-to-End Analysis of Diverse Microbiome Data and Comparative Studies with Publicly Available Data. *Current Protocols in Bioinformatics*, **70** (1), **2020**.
33. WU X., GANG Z.L., JUN H.L., CONG X., FU R.Z., SONG H.W., RONG L. The Effect of Long-Term Continuous Cropping of Black Pepper on Soil Bacterial Communities as Determined by 454 Pyrosequencing. *PLoS One*, **10** (8), e0136946, **2015**.
34. NAZ M., DAI Z., HUSSAIN S., TARIQ M., DANISH S., KHAN I.U., QI S., DU D. The soil pH and heavy metals revealed their impact on soil microbial community. *Journal of Environmental Management*, **321**, 115770, **2022**.
35. BEI B.C., SHUO J., WEI S.L., BEI B.M., WEI Q., DONG C.C., GANG Z.Z., ZHEN G.D., JUN X.M. High soil pH enhances the network interactions among bacterial and archaeal microbiota in alpine grasslands of the Tibetan Plateau. *Environmental Microbiology*, **23** (1), 464, **2021**.
36. FEI H.C., CAO F.Z., HAO Y.W., KUAN K.H., HUI C.W., PENG X.C. Effects of nitrogen addition on rhizosphere soil properties in a salinized grassland. *Ying Yong Sheng Tai Xue Bao*, **34** (1), 67, **2023**.
37. XIN L., JIE C., ZHUANG Q.Z., FENG X.L., YU X.Z., YU T. Microbial community responses to multiple soil disinfection change drivers. *Applied Microbiology and Biotechnology*, **105** (18), 6993, **2021**.
38. FEI Z.Z., QIAN F., YIXIN C.X., YUE M.D., DONG L., TAO H.L., MEI R.L. Impact of *Paenarthrobacter ureafaciens* ZF1 on the soil enzyme activity and microbial community during the bioremediation of atrazine-contaminated soils. *BMC Microbiology*, **22** (1), 146, **2022**.
39. HAO S.Q., STEPHEN Y., LI C., LIAN J.Z., SHI.S., HUI Y.L. Breaking continuous potato cropping with legumes improves soil microbial communities, enzyme activities and tuber yield. *PLoS One*, **12** (5), e0175934, **2017**.
40. LAJOS H., YU M.Z., HUA L., CHENG H., FEI Y.M., XIN H.G., XIANG S., LING S.F. Pecan agroforestry systems improve soil quality by stimulating enzyme activity. *PeerJ*, **10**, e12663, **2022**.
41. YANG X.S., JIA H., HU Z.Z., LONG L.X., FU Y.H., LIN Y.Z., YAN Y.Z., YAN Y.Z., QI Y.L., YAN H.C., JIA W.L., SHU Y., SONG X.G., QUAN C.W. Organic amendments enhance soil microbial diversity, microbial functionality and crop yields, A meta-analysis. *Science of the Total Environment*, **829**, 154627, **2022**.
42. YUAN Q., LRINA S.D., YU X.P., LIN Z.Y. Microbially Mediated Plant Salt Tolerance and Microbiome-based Solutions for Saline Agriculture. *Biotechnology Advances*, **34** (7), 1245, **2016**.
43. XIANG M., LUN M.D., PENG L., QIONG Y.T., HONG T., HUA Q.Y., ZE Y.R., LEI M., CHAO J.Z., MIN L., LEI Z. Alternation of soil bacterial and fungal communities by tomato-rice rotation in Hainan Island in Southeast of China. *Archives of Microbiology*, **203** (3), 913, **2021**.
44. LIN X.J., SONG X.Z., LU X., JUN R.Q., YANG B., WEI W.G. Effects of maize rotation on the physicochemical properties and microbial communities of American ginseng cultivated soil. *Scientific Reports*, **9** (1), 8615, **2019**.
45. HUA X.L., PING L.L., TAO S., BO H.S., PU Z.L. Developing and sustainably utilize the coastal mudflat areas in China. *Science of the Total Environment*, 569, **2016**.
46. GUPTA A., SINGH U.B., SAHU P.K., PAUL S., KUMAR A., MALVIYA D., SINGH S., KUPPUSAMY P., SINGH P., PAUL D., RAI J.P., SINGH H.V., MANNA M.C., CRUSBERG T.C., KUMAR A., SAXENA A.K. Linking Soil Microbial Diversity to Modern Agriculture Practices, A Review. *International Journal of Environmental Research and Public Health*, **19** (5), 3141, **2022**.
47. JIE Q.L., QI D.Z., XIN Z.S., RUI L.R., XI J., SHENG W.F., DONG D.Y., YUAN L., XIA Q.W., CHENG A.C. Organic fertilizer activates soil beneficial microorganisms to promote strawberry growth and soil health after fumigation. *Environmental Pollution*, **295**, 118653, **2022**.
48. HUA X.Z., QI Q.D., YI H., ZHAO K.Z., LONG X.S., YANG Y., YING D.Z., KAI W., GUANG X.W., JI C.J., BO X.L., HE Z., MENG Z.Z., QIU H.Y. Maize/peanut intercropping improves nutrient uptake of side-row maize and system microbial community diversity. *BMC Microbiology*, **22** (1), 14, **2022**.
49. XI L.S., YU T.B., GANG W., YUN Q.Z., HE L.T., DONG Y.X. Characteristics of soil microbiota and organic carbon distribution in jackfruit plantation under different fertilization regimes. *Frontiers in Microbiology*, **13**, 980169, **2022**.
50. LEE S.M., KONG H.G., SONG G.C., RYU C.M. Disruption of Firmicutes and Actinobacteria abundance in tomato rhizosphere causes the incidence of bacterial wilt disease. *ISME Journal*, **15** (1), 330, **2021**.
51. TAO X.X., SEN L., WANG X.Z., MING X.G. Comparative Study on Soil Microbial Diversity and Structure Under Wastewater and Groundwater Irrigation Conditions. *Current Microbiology*, **77** (12), 3909, **2020**.
52. LANDWEHR W., WOLF C., WINK J. Actinobacteria and Myxobacteria—Two of the Most Important Bacterial Resources for Novel Antibiotics. *Current Topics in Microbiology and Immunology*, **398**, 273, **2016**.
53. LEE C.G., IIDA T., INOUE Y., MURAMOTO Y., WATANABE H., NAKAHO K., OHKUMA M. Prokaryotic Communities at Different Depths between Soils with and without Tomato Bacterial Wilt but Pathogen-Present in a Single Greenhouse. *Microbes and Environments*, **32** (2), 118, **2017**.
54. ZHUAN Z.S., ZE Y.R., CONG X., ZHANG J. Rhizosphere microbial community manipulated by 2 years of consecutive biofertilizer application associated with banana Fusarium wilt disease suppression. *Biology and Fertility of Soils*, **51** (5), 553, **2015**.
55. BAI L., QI J.C., GUANG W.J., YAN B.C. Analysis of the community compositions of rhizosphere fungi in soybeans continuous cropping fields. *Microbiological Research*, **180**, 49, **2015**.

56. LIAN J.W., YUAN M.L., QIAN Z., TIAN Z. Effects of continuous cropping Jiashi muskmelon on rhizosphere microbial community. *Frontiers in Microbiology*, **13**, 1086334, **2023**.
57. GOLDMANN L., WEIR A. Molecular phylogeny of the Laboulbeniomycetes (Ascomycota). *Fungal Biology*, **122** (2-3), 87, **2018**.
58. LONG L., WEN K.X., YU D.S., HO S.C., MARK G., LIANG G.Q. Antifungal weapons of *Lysobacter*, a mighty biocontrol agent. *Environmental Microbiology*, **23** (10), 5704, **2021**.
59. BO D.Z., TAO J., FENG Y.C., FEI W., FENG D.Q., JUN R.F., HUI J.X., PING H.L. Deciphering microbial diversity associated with *Fusarium* wilt-diseased and disease-free banana rhizosphere soil. *BMC Microbiology*, **19** (1), 161, **2019**.
60. JAKUBIEC-KRZESNIAK K., RAINISZ-MATEUSIAK A., GUSPIEL A., ZIEMSKA J., SOLECKA J. Secondary Metabolites of Actinomycetes and their Antibacterial, Antifungal and Antiviral Properties. *Polish Journal Of Microbiology*, **67** (3), 259, **2018**.
61. XIANG M., LUN M.D., PENG L., QIONG Y.T., HONG L., HUA Q.Y., ZE Y.R., LEI M., CHAO J.Z., MIN L., ZHU L. Alternation of soil bacterial and fungal communities by tomato-rice rotation in Hainan Island in Southeast of China. *Archives of Microbiology*, **203** (3), 925, **2021**.

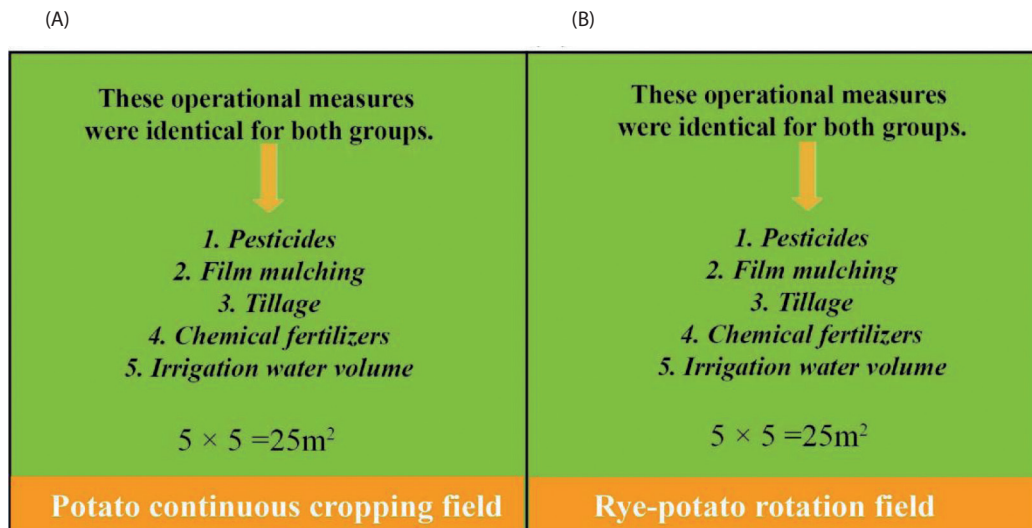


Fig. S1. Field experiment situation. (A) Potato continuous cropping field; (B) Rye-potato rotation field.

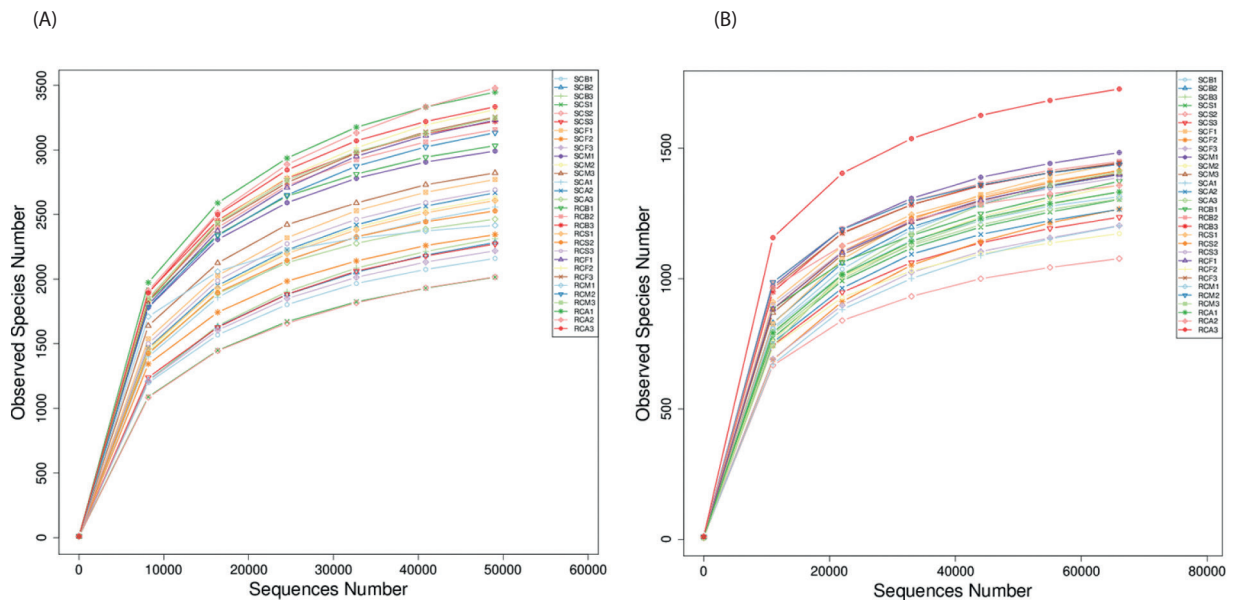


Fig. S2. Rarefaction curves of soil samples. (A) Bacteria; (B) Fungi. SCB, SCS, SCF, SCM, and SCA represent before sowing, seedling, flowering, maturity, and after-harvest periods of continuous potato cropping, respectively. RCB, RCS, RCF, RCM, and RCA represent before sowing, seedling, flowering, maturity, and after-harvest periods of rye-potato crop rotation, respectively.

Table S1. The abundance of the top 10 phylum levels.

Taxonomy	Basidiomycota	Ascomycota	Mortierellomycota	Mucoromycota	Chytridiomycota	Entomophthoromycota	Rozellomycota	Olpidiomycota	Glomeromycota	Apheleliomycota	Others
SCB1	0.035	0.377	0.124	0.004	0.043	0.000	0.000	0.000	0.000	0.000	0.416
SCB2	0.038	0.390	0.092	0.003	0.005	0.000	0.000	0.000	0.000	0.000	0.471
SCB3	0.050	0.313	0.129	0.019	0.014	0.000	0.000	0.000	0.000	0.000	0.475
SCS1	0.078	0.486	0.081	0.004	0.009	0.000	0.000	0.000	0.000	0.000	0.342
SCS2	0.144	0.317	0.120	0.005	0.034	0.000	0.000	0.000	0.000	0.000	0.380
SCS3	0.065	0.405	0.034	0.002	0.003	0.000	0.003	0.000	0.000	0.000	0.488
SCF1	0.062	0.211	0.059	0.001	0.036	0.000	0.000	0.000	0.000	0.000	0.629
SCF2	0.033	0.082	0.032	0.001	0.005	0.000	0.002	0.000	0.000	0.000	0.845
SCF3	0.028	0.544	0.041	0.001	0.003	0.000	0.000	0.000	0.002	0.000	0.381
SCM1	0.046	0.253	0.096	0.005	0.001	0.000	0.001	0.000	0.000	0.000	0.598
SCM2	0.042	0.259	0.085	0.004	0.027	0.000	0.000	0.000	0.000	0.000	0.583
SCM3	0.108	0.365	0.136	0.002	0.035	0.014	0.004	0.000	0.000	0.000	0.335
SCA1	0.049	0.277	0.105	0.030	0.015	0.000	0.001	0.000	0.000	0.000	0.523
SCA2	0.046	0.450	0.145	0.004	0.005	0.000	0.001	0.000	0.000	0.000	0.348
SCA3	0.074	0.402	0.139	0.004	0.013	0.005	0.002	0.000	0.000	0.000	0.362
RCB1	0.054	0.484	0.037	0.006	0.003	0.000	0.011	0.000	0.001	0.001	0.402
RCB2	0.063	0.355	0.057	0.013	0.006	0.000	0.006	0.000	0.001	0.000	0.499
RCB3	0.028	0.191	0.242	0.003	0.007	0.000	0.001	0.002	0.002	0.000	0.523
RCS1	0.050	0.457	0.064	0.003	0.037	0.000	0.008	0.000	0.000	0.000	0.381
RCS2	0.032	0.459	0.102	0.010	0.014	0.000	0.003	0.000	0.000	0.000	0.382
RCS3	0.068	0.308	0.085	0.006	0.001	0.000	0.004	0.000	0.000	0.000	0.526
RCF1	0.033	0.509	0.073	0.015	0.010	0.000	0.000	0.000	0.002	0.000	0.357
RCF2	0.011	0.157	0.053	0.017	0.007	0.001	0.000	0.000	0.000	0.000	0.755
RCF3	0.048	0.510	0.056	0.009	0.006	0.003	0.002	0.003	0.001	0.000	0.363
RCM1	0.055	0.129	0.397	0.104	0.004	0.000	0.001	0.002	0.002	0.000	0.306
RCM2	0.088	0.220	0.129	0.034	0.010	0.000	0.001	0.000	0.001	0.000	0.516
RCM3	0.726	0.096	0.024	0.001	0.002	0.000	0.000	0.000	0.001	0.000	0.149
RCA1	0.041	0.250	0.070	0.002	0.051	0.000	0.001	0.000	0.000	0.000	0.585
RCA2	0.041	0.320	0.103	0.011	0.011	0.002	0.006	0.000	0.001	0.000	0.505
RCA3	0.060	0.319	0.081	0.004	0.004	0.001	0.002	0.000	0.001	0.000	0.528
SUM	2.296	9.892	2.991	0.325	0.423	0.028	0.063	0.009	0.018	0.002	13.954

Notes: SCB, SCS, SCF, SCM, and SCA represent the before sowing, seedling, flowering, maturity, and after-harvest periods of continuous potato cropping, respectively. RCB, RCS, RCF, RCM, and RCA represent before sowing, seedling, flowering, maturity, and after-harvest periods of the rye-potato crop rotation, respectively.

