

*Original Research*

# The Growth and Yield Response of Sesbania to Deficit Irrigation with Brackish Water in the Thar Desert

Ahmad Azeem<sup>1</sup>, Mai Wenxuan<sup>1\*</sup>, Rajab Ali<sup>2</sup>, Bilquees Gul<sup>3</sup>, Aysha Rasheed<sup>3</sup>

<sup>1</sup>State Key Laboratory of Desert and Oasis Ecology, Xinjinag Institute of Ecology and Geography, Chinese Academy of Sciences, Urumqi 830011, China

<sup>2</sup>Sindh Engro Coal Mining Company, 16<sup>th</sup> Floor, the Harbour Front Building, Block 4, Clifton, Karachi 75600, Pakistan

<sup>3</sup>Dr. Muhammad Ajmal Khan Institute of Sustainable Halophyte Utilization, University of Karachi, Karachi 75270, Pakistan

*Received: 12 January 2024*

*Accepted: 3 August 2024*

## Abstract

Water scarcity and land shortages are the principal obstacles contributing to global crop yield reduction. Utilizing low-quality land and brackish water for agriculture emerges as a key solution to meet global food demands. This study aims to explore the growth and yield performance of Sesbania plants under varying percentages of brackish water irrigation (100% brackish (T1), 75% brackish (T2), 50% brackish (T3), and control (T4)) over a four-month open field experiment. Various physiological and growth parameters, including plant height, root length, specific leaf area, chlorophyll content, root-to-shoot ratio, above-ground and below-ground biomass, and total yield, were evaluated. Results indicated significant decreases of over 70 to 80% under T1 and T2, while T3 showed a moderate reduction of 20 to 30% compared to T4 in growth parameters and yield. Soil moisture content, temperature, and salinity were monitored monthly from the 0-60 cm soil profile, particularly in the T1 treatment receiving 100% brackish water. Moisture content and salinity increased steadily across all depths, while temperature exhibited spikes in November and December. The findings suggest that Sesbania plants exhibit better growth and yield under T3 treatment, demonstrating their salt and drought tolerance. This underscores their suitability for cultivation in desert environments. Consequently, this research presents an optimal strategy for leveraging desert lands and brackish water resources by cultivating species resilient to salt and drought conditions.

**Keywords:** desert land, brackish water irrigation, best regime, fodder crop, agriculture production

## Introduction

Cultivated areas are decreasing rapidly due to swift economic, community development, and urbanization [1]. Under this circumstance, more important is to utilize unused resources like brackish water resources, salinized soil land, and desert resources [2], because increasing populations are threatening the agriculture sector with higher food demand [3]. There are many abiotic and biotic factors that are affecting crop growth and production [4, 5]. Among all these abiotic factors, soil salinization, and brackish water irrigation are the major threats that restrict higher food production by reducing land use efficiency and reduction crop production [6, 7]. Every year, 10% of the area is increased with saline alkali soil, but this salinized soil has countless abilities to be developed and utilized [8]. The Tharparker desert is located in an arid and semi-arid region in the Sindh province of Pakistan. The Tharparker region is suffering from soil salinization because of less rainfall and high temperatures that create a higher evapotranspiration rate along with deep brackish groundwater [9, 10]. Crop and vegetation growth in this region is very tough because of the harsh environment along with brackish water irrigation [11-14]. Therefore, renewal of salinized soil and consumption of saltwater resources are current vial needs. Moderation practices such as soil amendment, mulching, land management, substrate drainage, and fertilizer utilization for improving desert soil production have been restrained due to higher costs and low efficiency [15]. Hence, a rational ratio that is effective, low cost, and eco-friendly are instantly required to ameliorate the saltwater effect, promote plant productivity, and restore vegetation in desert soil [16].

Conventional agricultural lands are getting lower and lower day by day [1, 17]. One way to fulfill food demand is to utilize desert lands and brackish water resources for agriculture practices [18]. Deserts are found in regions where the environment is susceptible to climate change and anthropoid manipulation. Groundwater becomes brackish because farmers pump groundwater for irrigation due to this salts invasion in seaside areas or dissolution of minerals in old aquifers [19]. This increasing salinization negatively impacts crop growth [20].

Soil salinity and brackish water irrigation effects on agricultural land are increasing worldwide due to agricultural practices such as irrigation methods and natural phenomena [21]. Brackish water irrigation poses salt effects that create three main threats to plant growth, i.e. oxidative stress, osmotic stress, and ionic stress [22]. Salt stress affects different physiological and metabolic processes of plants in different ways. Plants responses to these salt stresses are often accompanied by a variation of symptoms such as reduction in leaf area, abscission of leaves, higher leaf thickness, mortification of shoot/root, and reduction in plant height [4, 5, 23]. Plants' responses against salt stress and their successful growth strategies mostly dependant on plant species [24-26]. Many crops, i.e., rice (*Oryza sativa* L), wheat (*Triticum aestivum* L),

and maize (*Zea mays*), cannot grow well under salt stress conditions due to being less salt tolerant [27, 28]. These crops reduced yield i.e., wheat, 50 % [29], Maize, 37.8% [30], and rice, 31.3% [31] under 0.3 to 0.5% salt stress [32]. Therefore, amendment in brackish water treatment or saline soil is the first step of desert farming.

There are many cultivation techniques and management practices that have been carried out in desert regions for sustainable agriculture [33]. Engineering methods and reclamation methods have been carried out to overcome salt effects on plant growth [2, 34, 35]. Many soil amendment techniques such as biochar, gypsum, and fertilizer, were used to improve soil fertility and increase plant growth under brackish water irrigation [36]. While these techniques are not easily acceptable for poor farmers because of higher investment, among all techniques to overcome salt effects on plant growth, irrigation management is one of the most effective strategies in desert farming [37].

Using different irrigation strategies along with different percentages of brackish water irrigation, it could help to improve the salt stress tolerance of many crops [38, 39]. Drip irrigation, along with mulching, is the most economical method under saltwater irrigation [39, 40]. There are many things that can be used as mulch like plant straw and snow grass, but more efficient are plastic mulching [41]. Drip irrigation along with plastic mulching reduced salt accumulation near the soil surface, increased water and fertilizer use efficiency, weed control, and produced a higher yield [42].

Sesbania is a widely growing annual shrub. It has the ability to grow under harsh environmental conditions [43]. A large amount of Sesbania is grown in Asia, Australia, and Africa as an important forage crop and green manure because it has the ability to grow under saline and drought conditions [43, 44]. Sesbania is the best forage crop because it contains a high amount of carbohydrates, vitamins, and various minerals. It is also helping to improve soil fertility and remove salt content in the soil. Sesbania is reported as the main crop for improving saline-alkali land [45]. Genetic improvements and cultivation techniques such as planting density and fertilizer application could enhance the growth of Sesbania under brackish water irrigation. Therefore, the objective of this study is to check the survival and growth response of Sesbania under deficit irrigation of brackish water. Furthermore, figure out the best brackish water irrigation regime at which Sesbania plants grow well. This study could provide us with the best irrigation management strategies to grow salt tolerant plants under brackish water irrigation in desert conditions.

## Material and Method

A field experiment took place at the Sindh Engro Coal Mining Company experimental site within Thar Block II, located roughly 10 kilometers away from Islamkot, Thar Parker, Sindh, Pakistan, from September

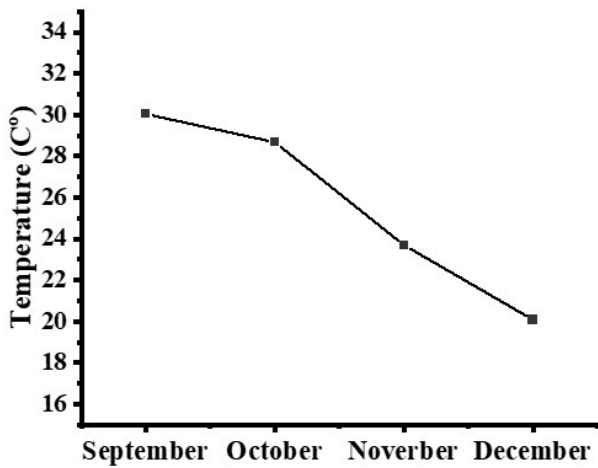


Fig. 1. Average monthly temperature during experimental period.

to December 2022. The area is renowned for its extreme weather patterns, enduring extended periods of blistering summers with temperatures soaring to nearly 48°C and fleeting winters characterized by temperatures dropping to around 8°C. Annual precipitation in this locale typically averages around 130 mm, while evaporation rates reach approximately 2600 mm annually. The soil within this experimental zone is predominantly composed of arid, sandy terrain, exhibiting minimal nutrient content. The average temperature during the growing season (September to December) is shown in Fig. 1. There is no rainfall during the growing season.

The seeds of the Sesbania plant were bought from a local market. Healthy and equal sized seeds were sown in the field by using one-by-one ft plant-to-plant spacing, and 2.5 ft row-to-row spacing in each plot. Before seed sowing, the field was prepared by adding urea fertilizer at 240 kg/ha [46]. This experiment was arranged in a complete randomized block design with 3 replicates. Every plot has a size of 20x20 ft, and the plant density was 28800 plant/acre. There were a total of 12 plots. The quality of freshwater and brackish water used for this study is shown in Table 1. There are three brackish water treatments and one fresh water (control) treatment given by drip irrigation along with mulching. The experimental design and water treatment details are shown in Fig. 2. Throughout the germination and seedling establishment phase, fresh water was applied for a period of 25 days. To explore the influence of deficit irrigation of brackish water on the growth of Sesbania plants, irrigation was initiated 25 days after seed sowing. Three plots received fresh water as a control, while the other nine plots received three different treatments of deficit irrigation of brackish water.

All drip lines in the drip irrigation treatment plots were connected to the main irrigation pipe and a fertilizer tank. A switch and water meter were installed on the main irrigation pipe to control the amount of water and fertilizer applied. The discharge of drip emitter at the rate of 3 l/hr for this experiment. The total volume of water supply during this experiment under different brackish water and fresh water treatments is shown in Table 2. Sixty times water was supplied

Table 1. Water quality parameters.

Water quality	EC (dS/m)	Total dissolved solid (mg/l)	Nitrate (mg/l)	Nitrite (mg/l)	Chloride (mg/l)
Brackish water	4.368	6240	0.4	0.002	2231.03
Fresh water	0.357	510	0.4	0.015	196.75

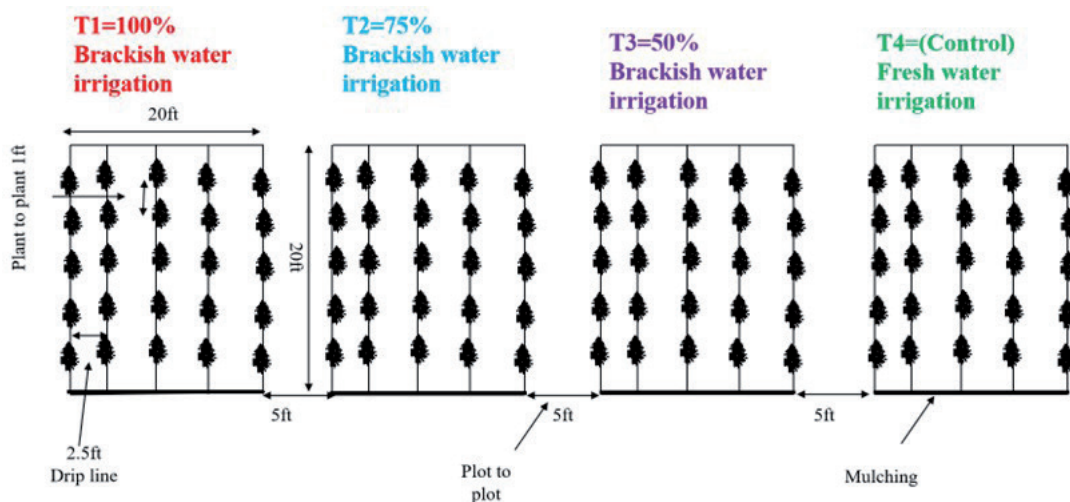


Fig. 2. Experimental design and water treatments details.

Table 2. Amount of water given in different treatments of water.

Treatment	Amount of water (mm/acre)
T1	600
T2	450
T3	300
T4	600

Note: T1 = 100% brackish water, T2 = 75% brackish water, T3 = 50% brackish water, T4 = 100% fresh water (control).

in each treatment by using a drip irrigation system during the whole experiment period. In the middle of the experiment, urea was given at a rate of 350 kg/ha as a fertilizer that helped the plant boost its growth under brackish water irrigation.

### Observation and Measurement

Soil water content (MC), soil temperature (T), and soil salinity (SS) were measured with the ENVI data-DT probe system (ENVI data-DT 1000 series; Beijing Yugen Technology Co., Ltd., Beijing, China). The accuracy of this system is 0.01 m<sup>3</sup>/m<sup>3</sup> for moisture, 0.1°C for temperature, and 10 uS/cm for salinity, respectively. The soil profile was divided into four intervals 0, 20, 40, and 60 cm, and readings were taken of every soil profile interval from October to December during brackish water treatments by using probes installed in the soil profile.

After 105 days of planting, about 5 plants of every treatment per replicate were selected for measurement. The leaf areas of these selected plants were measured

with ImageJ software. Leaf chlorophyll content (SPAD) in leaves of *Sesbania* plants was measured with a portable chlorophyll meter (SPAD; Oakoch OK-Y104, China). Specific leaf area (SLA) was calculated with the help of Equation (1):

$$SLA = \frac{\text{Leaf Area}}{\text{Dry weight of Leaf}} \quad (1)$$

These selected plants were harvested to measure plant height and root length by the ruler, then a weight balance was used to measure fresh above ground biomass and below ground biomass per plant. The yield of every treatment was calculated with the help of these fresh above and below ground biomass samples per plant, and multiple per plant biomass into plant density to get yield in Kg /acre. Then these were put into an oven for 40 hours at 72°C to measure their dry weight [47]. After this, dry weight was weighted to measure dry above ground biomass (AGB) and below ground biomass (BGB).

### Statistical Analysis

Assumptions of parametric statistics were tested to verify normality and homogeneity of variance using the Shapiro–Wilk normality test and Levene’s test before further analysis. Data were analyzed using one-way analysis of variance (ANOVA) with treatments as the main factor to determine the main effect and interaction effects of each growth trail ( $P < 0.05$ ). Furthermore, a posthoc Tukey test  $P < 0.05$  was performed to determine significant differences within treatments (SPSS 22). Graphs were made by using Origin Pro 2021.

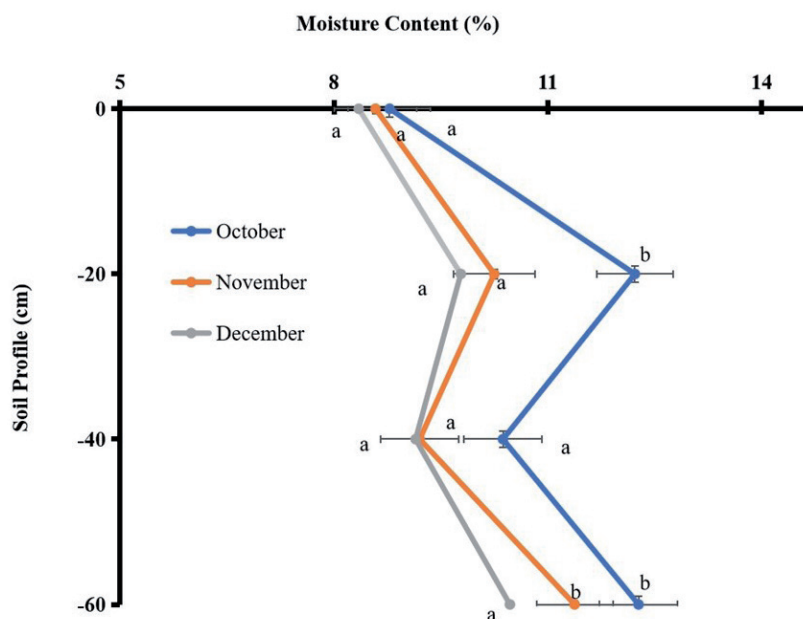


Fig. 3. Soil Moisture content under different soil profile. Different letters indicate a significant difference ( $P < 0.05$ ) between values as assessed by Tukey’s HSD test within Soil profile.

**Results**

**Soil Moisture Content, Temperature, and Salinity**

The soil moisture content (MC), soil temperature (T), and soil salinity (SS) in different soil profiles were taken of T1 treatment every month during the whole experiment. These parameters were measured only in the T1 treatment because this treatment got 100% brackish water irrigation.

Soil MC was significantly different within months in different soil intervals ( $F = 6.148, P < 0.01$ ), as shown in Fig. 3. In October, MC was increased with an increased soil profile, but this increment was non-significant. In November, MC in the soil profile showed a similar trend, but at 60 cm, MC was significantly different than others at 0, 20, and 40 cm in the soil profile. In December at 20 cm and 60 cm, soil MC were significantly different than 0 cm and 40 cm in soil profile.

SS was also significantly ( $F = 38.65, P < 0.01$ ) different in every month within different soil profile intervals, as

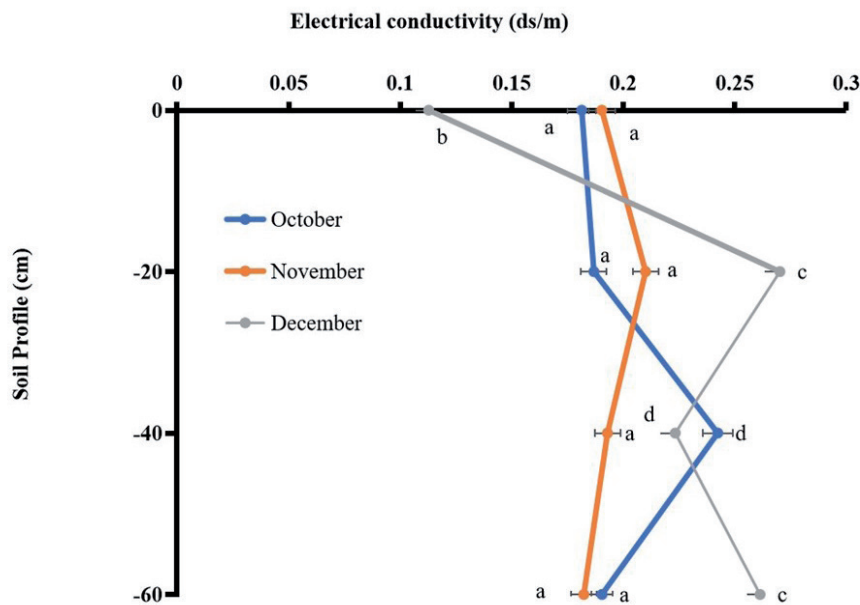


Fig. 4. Soil salinity under different soil profile. Different letters indicate a significant difference ( $P < 0.05$ ) between values as assessed by Tukey’s HSD test within Soil profile.

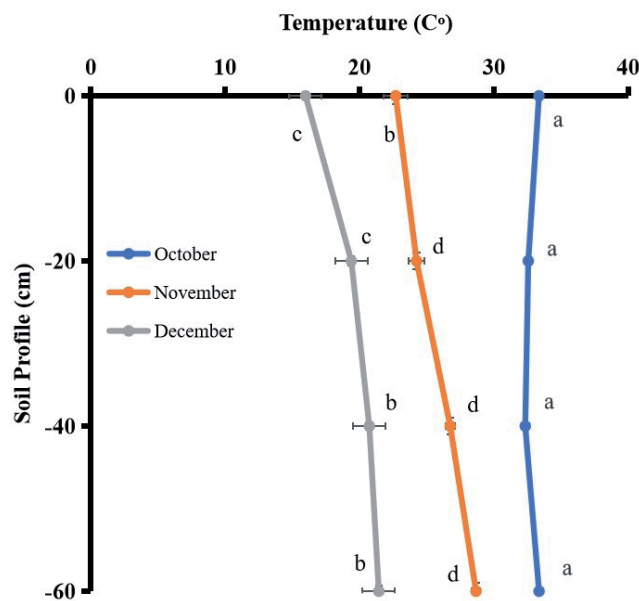


Fig. 5. Soil Temperature under different soil profile. Different letters indicate a significant difference ( $P < 0.05$ ) between values as assessed by Tukey’s HSD test within Soil profile.

shown in Fig. 4. In October, SS was increased with an increased soil profile from 0 to 60 cm, but that increment was non-significant, except 40 cm. In November, there was very little increment in SS from 0 to 60 cm in the soil profile. In December, a significant increment was found from 0 to 60 cm, as shown in Fig. 4, because the temperature is getting cooler and the water requirement of the plant is getting lower. That's why water is moving below ground with increasing SS.

Temperature (T) in the soil profile was significantly different ( $F = 77.95$ ,  $P < 0.01$ ) in every month within different soil profiles, as shown in Fig. 5. In October, soil T was decreased with an increased soil profile below ground from 0 to 60 cm, but in November and December, soil T was increased from 0 to 60 cm. The T increment in November and December is because the cool wind that's blowing within these months makes the soil surface temperature cooler than below the surface.

### Growth Trails

Yield was calculated with the help of fresh biomass per plant within an acre under each treatment. Deficit irrigation of brackish water treatments was significantly affecting total yield, as shown in Table 3. More yield reduction was found in T1 and T2 treatments. While the T3 treatment yield was also significantly different from control T4. AGB ( $F = 62.29$ ,  $P < 0.01$ ) and BGB ( $F = 7.41$ ,  $P < 0.05$ ) were also significantly different under these treatments. More reductions in AGB and BGB were found under T1 and T2 as compared to T3. AGB and BGB under T3 were non-significant with control T4. Root-to-shoot ratio was significantly ( $F = 37.63$ ,  $P < 0.01$ ) different under these treatments, as shown in Table 3. The root-to-shoot ratio was decreased from T1 to T4 treatments, which shows due to the high number of salts in the root zone decreased water movement from root to shoot by reducing shoot length.

### Chlorophyll Content and Specific Leaf Area

Deficit brackish water irrigation significantly affects chlorophyll content ( $F = 39.91$ ,  $P < 0.01$ ) and SLA

( $F = 51.71$ ,  $P < 0.01$ ). SLA and chlorophyll content were very lower at T1 and T2 treatments, but non-significant between these treatments, as shown in Fig. 4. At T1 (100% brackish water irrigation) and T2 (75% brackish water irrigation), SLA and chlorophyll content were reduced more as compared to T3 (50% brackish water irrigation), as shown in Fig. 6a) and 6b). These results show that the Sesbania plant has the ability to grow under drought conditions.

### Plant Height and Root Length

Plant height was significantly different ( $F = 86.02$ ,  $P < 0.01$ ) within deficit brackish water irrigation treatments. A more significant reduction in plant height was found in T1 and T2 as compared to T4. Plant height was also reduced in the T3 treatment, but the reduction was under the acceptable range for deficit brackish water irrigation, as shown in Fig. 7a). Root length under these treatments was reduced, but this reduction was non-significant ( $F = 0.753$ ,  $P > 0.05$ ). Root length at T2 and T3 was higher than T4 (Control) to show the plant spent more resources to sustain its growth under these saltwater conditions, as shown in Fig. 6b).

## Discussion

### Soil Temperature, Moisture Content, Soil Salinity, and Brackish Water Irrigation

The soil T in October was decreased with an increased soil depth from 0 to 60 cm. In October, the temperature was higher because of the small vegetation cover that allowed solar radiation to affect the soil surface [48]. Environmental factors like wind, solar radiation, and soil cover directly affect soil surface [49], but these factors get lower with increasing soil depth and become stable due to the soil temperature in deeper soil being lower in October, as shown in Fig. 5. In November and December, soil T decreased with an increased soil depth because higher vegetation cover reduced the effect of solar radiation on the soil surface [14, 50]. Furthermore, cool wind below in November

Table 3. Growth response under different water quality treatments.

Treatment	Above Ground biomass (g)	Below ground biomass (g)	Root to shoot ratio	Yield (kg/Acre)
T1	1.683±1.12a	0.236±0.16a	0.832±0.83a	154.47±3.90a
T2	3.61±1.06a	0.660±0.22ab	0.536±0.116b	329.84±26.39b
T3	19.763±3.87b	1.366±0.35b	0.245±0.066c	1424.39±76.08c
T4	20.54±2.92b	1.263±0.50b	0.207±0.083d	1652.74±50.14d
ANOVA	$F = 62.29^{**}$	$F = 7.41^*$	$F = 37.63^{**}$	$F = 763.74^{**}$

Note: Different letters indicate a significant difference ( $^{**} < 0.01$ ,  $^* < 0.05$ ) between values as assessed by one-way ANOVA followed by Tukey's HSD test within water treatments.

and December in the Thar desert also reduced soil surface T by weakening turbulence development and inhibiting evapotranspiration from plant and ground surfaces [51, 52]. Compared with top soil temperature, below ground temperature is higher because decreasing transpiration and evaporation processes resulted in higher permeability [14].

Soil MC described an S-shape distribution that showed with increasing soil profile MC was increased, then decreased, and again increased, as shown in Fig. 3. Soil MC was significantly different every month. The soil MC at the soil surface was lower than below ground soil, indicating that a higher evaporation rate at the desert soil surface due to higher temperature and fast wind speed that decreased MC in the soil surface [53]. The influence of temperature, wind, and other environmental factors decreased with the increasing soil profile due to this MC, with increasing soil profile being higher as compared to soil surface [54, 55]. The top dry sandy soil layer can help to protect against loss of deep soil water, which is conducive to protective infiltration water [54, 56]. While deep soil has more clay particles, a dense structure, and more effective water conservation [14]. The soil MC decreased at 0 cm and 40 cm because the roots of *Sesbania* were mostly lying within the 17 to 25 cm soil layer, and roots absorbed water for plant growth development within these areas due to MC in these areas being reduced. [35] also finding similar results related to root length and soil MC under different quality of water irrigation.

Total SS in the soil profile showed different results. SS decreased at the soil surface, increased at 20 cm, and decreased at 60 cm in the soil profile in the months of October and November, as shown in Fig. 4. Due to the higher amount of evaporation on the soil surface because of the higher temperature and fast wind, this is the main reason for increasing SS on the soil surface [57]. On the other hand, SS at the soil surface is decreasing in December because of higher vegetation cover on the soil surface transferring salts into plant upper parts through the osmotic process [4, 23, 25]. The stem flow of salt tolerant plants such as *Sesbania* can take away the salts and reduce salts in the topsoil layer [12]. SS and soil MC are also affected by soil electrical conductivity [58]. According to the theory, soil electrical conductivity can be affected by water content because salts come with water and go with water [59]. However, soil MC increased with increased soil profile; furthermore, it can be speculated that SS in soils, influence on soil electrical conductivity plays a significant role.

#### Brackish Water Irrigation and Growth Response

In this present study, plant growth and physiological traits of *Sesbania* were significantly effective by deficit brackish water irrigation, as shown in Table 3. Deficit brackish water irrigation (T1, T2, and T3) has a significant effect on growth traits as compared to

freshwater irrigation (T4) (Table 3). Brackish water irrigation reduces soil salinity on a temporary basis on the soil surface. While soil salinity comes again to the soil surface by continued use of salt water for irrigation [41, 60]. The salt accumulation on the soil surface is mainly dependent upon the amount of salt present in irrigation water and the irrigation water amount [47]. Therefore, to avoid accumulation of salts on soil surface deficit brackish water irrigation is better as compared to 100% brackish water irrigation [61]. The increased concentration of salts in the soil surface has resulted in a decrease in plant fresh weight and dry weight [2]. During salinity stress application, a high concentration of sodium accumulates around the root zone, creating an antagonistic effect on potassium. This results in potassium deficiency, thereby causing a reduction in shoot fresh and dry weight [62]. In this study, plant fresh and dry weight at T1 treatment decreased as compared with T3, which agreed with previous research findings [63, 64]. Plant growth response to brackish water irrigation is very complex [65]. Saltwater irrigation first mainly affects root length. Root length and root fresh weight were decreased due to osmotic pressure, and water uptake was also decreased due to the higher amount of salts in the irrigation water [66]. Root length also transferred a large amount of salts into the plant leaves that stopped the photosynthesis process by closing the stomatal conductance to avoid water loss, and finally the growth of the plant was reduced [4, 5, 22, 38, 61].

It was reported in a previous study that the growth of plants increased by improving root activity, chlorophyll content, and photosynthesis activity under deficit saltwater irrigation [67].

According to the result of this study, AGB, BGB, root-to-shoot ratio, and total yield at T3 were significantly higher than T1 and T2, indicating that the *Sesbania* plant has the ability to bear less frequency of saltwater irrigation and maintain its growth [46].

Chlorophyll content is the key color agent responsible for photosynthesis [47]. The chlorophyll content is a good indicator of the photosynthesis process under salt stress conditions. Several studies described that chlorophyll content values increased or remained unchanged mostly in salt tolerant plants under salt stress conditions [68-70]. While in salt sensitive plants its value was decreased. In this present study, chlorophyll content values were decreased in T1 and T2 more than in T3, as shown in Fig. 6a), indicating that the *Sesbania* plant can survive its growth in deficit brackish water irrigation. This chlorophyll content value also described that the *Sesbania* plant also has the ability to grow under drought conditions [68]. Decreased production of these pigments under saltwater irrigation is considered to be a result of the slow breakdown of leaf cells [64]. Cell elongation and development inhibition resulted in a decrease in leaf area, SLA, and finally growth as shown in Fig. 6b). At T1 and T2, the higher frequency of brackish water irrigation creates osmotic stress between plant roots and plant leaves due to this photosynthesis

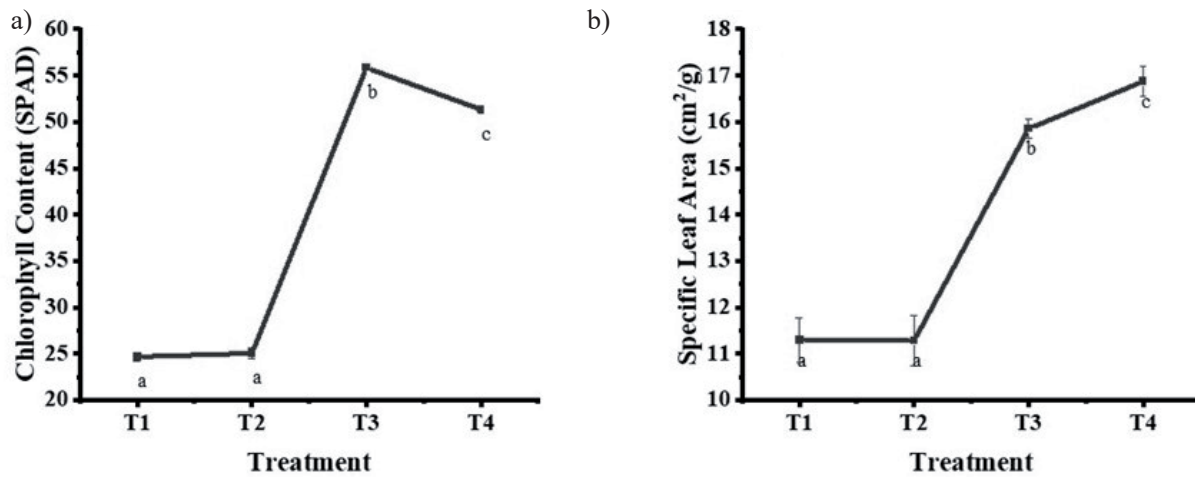


Fig. 6. Chlorophyll content a) and specific leaf area b) in different water treatments. Different letters indicate a significant difference ( $P < 0.05$ ) between values as assessed by one-way ANOVA followed by Tukey's HSD test within water treatments.

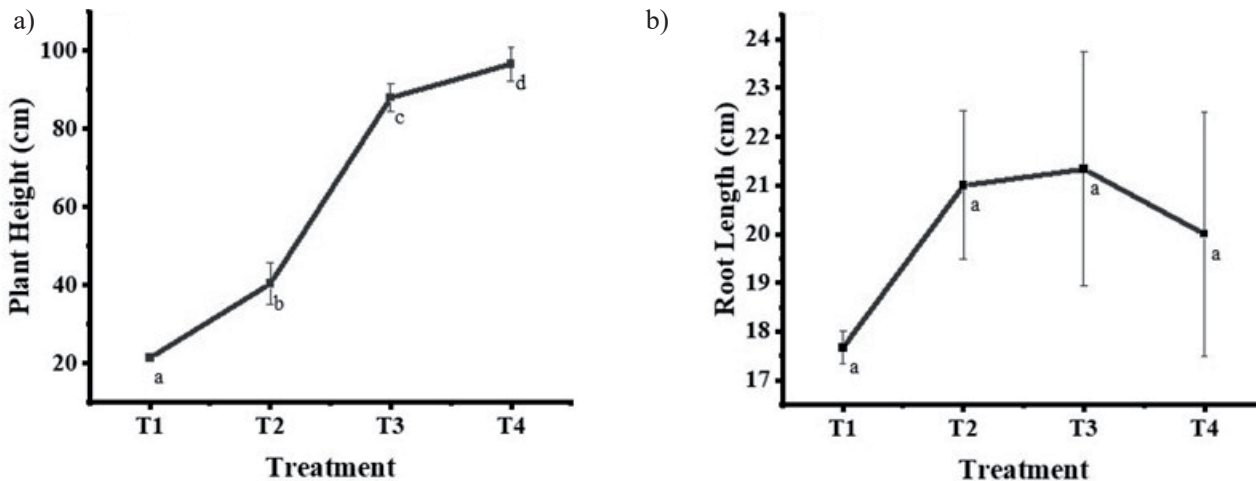


Fig. 7. Plant height a) and root length b) in different water treatments. Different letters indicate a significant difference ( $P < 0.05$ ) between values as assessed by one-way ANOVA followed by Tukey's HSD test within water treatments.

process being effective [22]. Due to the osmotic stress, a large number of salts were present in leaves, and water deficiency was produced because plants stopped getting water from roots [21]. In this situation, plants trying to close in stomata due to this transpiration, inter-cellular  $\text{CO}_2$  concentration reduces, and finally, plant height is reduced, as shown in Fig. 7a). When osmotic stress reached threshold values, then plant roots stopped uptake water and plant growth was effective [63]. In the present study, 80% yield at T1, 70% yield at T2, and 15% yield at T3 were reduced as compared to T4. This indicates the Sesbania plant has the ability to sustain its growth under deficit brackish water irrigation.

## Conclusions

Overall, the results showed that brackish water irrigation decreased the growth of Sesbania plants as compared with freshwater irrigation. The negative effects of 100% brackish water irrigation were greater on the growth of Sesbania plants as compared with 75% and 50% deficit irrigation of brackish water. It was concluded that 100% irrigation of brackish water creates a higher amount of salts in the root zone and plant leaves. The longer the duration of brackish water irrigation, the higher the area of salts present around the root zone. Therefore, deficit irrigation of brackish water is the better choice of irrigation in the desert region to promote the growth of Sesbania plants because of its salts and drought tolerant ability. This study provides



us with an optimal strategy to utilize brackish water resources in the desert region to get production with the least reduction in yield.

### Acknowledgments

This work was supported by Key projects of national key R & D plan and intergovernmental international scientific and technological innovation cooperation (2021YFE0101100).

### Conflict of Interest

The authors declare no conflict of interest.

### References

- AZEEM A., WENXUAN M., CHANGYAN T., JAVED Q., ABBAS A. Competition and plant trait plasticity of invasive (*Wedelia trilobata*) and native species (*Wedelia chinensis*, WC) under nitrogen enrichment and flooding condition. *Water*. **13** (23), 3472, **2021**.
- UR RAHMAN S., BASIT A., ARA N., ULLAH I., REHMAN A.U. Morpho-physiological responses of tomato genotypes under saline conditions. *Gesunde Pflanzen*. **73** (4), 541, **2021**.
- UPRETI P., NARAYAN S., KHAN F., TEWARI L.M., SHIRKE P.A. Drought-induced responses on physiological performance in cluster bean [*Cyamopsis tetragonoloba* (L.) Taub.]. *Plant Physiology Reports*. **26** (1), 49, **2021**.
- AZEEM A., WU Y., JAVED Q., XING D., ULLAH I., KUMI F. Response of okra based on electrophysiological modeling under salt stress and re-watering. *Bioscience Journal*. **33** (5), **2017**.
- AZEEM A., WU Y., XING D., JAVED Q., ULLAH I. Photosynthetic response of two okra cultivars under salt stress and re-watering. *Journal of Plant Interactions*. **12** (1), 67, **2017**.
- BEHZADI RAD P., ROOZBAN M.R., KARIMI S., GHAREMANI R., VAHDATI K. Osmolyte accumulation and sodium compartmentation has a key role in salinity tolerance of pistachios rootstocks. *Agriculture*. **11** (8), 708, **2021**.
- KHALILPOUR M., MOZAFARI V., ABBASZADEH-DAHJI P. Tolerance to salinity and drought stresses in pistachio (*Pistacia vera* L.) seedlings inoculated with indigenous stress-tolerant PGPR isolates. *Scientia Horticulturae*. **289**, 110440, **2021**.
- AFZAL M., ALGHAMDI S.S., MIGDADI H.H., EL-HARTY E., AL-FAIFI S.A. Agronomical and physiological responses of faba bean genotypes to salt stress. *Agriculture*. **12** (2), 235, **2022**.
- YADAV G., MEENA M. Bioprospecting of endophytes in medicinal plants of Thar Desert: An attractive resource for biopharmaceuticals. *Biotechnology Reports*. **30**, e00629, **2021**.
- BLINKHORN J., ACHYUTHAN H., JAISWAL M., SINGH A.K. The first dated evidence for Middle-Late Pleistocene fluvial activity in the central Thar Desert. *Quaternary Science Reviews*. **250**, 106656, **2020**.
- SAMTIO M.S., JAHANGIR T.M., MASTOI A.S., LANJWANI M.F., RAJPER R.H., LASHARI R.A., AGHEEM M.H., NOONARI M.W. Impact of rock-water interaction on hydrogeochemical characteristics of groundwater: Using multivariate statistical, water quality index and irrigation indices of chachro sub-district, thar desert, sindh, Pakistan. *Groundwater for Sustainable Development*. **20**, 100878, **2023**.
- GHAFFARIAN M.R., YADAVI A., MOVAHHEDI DEHNAVI M., DABBAGH MOHAMMADI NASSAB A., SALEHI M. Improvement of physiological indices and biological yield by intercropping of *Kochia* (*Kochia scoparia*), *Sesbania* (*Sesbania aculeata*) and *Guar* (*Cyamopsis tetragonoloba*) under the salinity stress of irrigation water. *Physiology and Molecular Biology of Plants*. **26** (7), 1319, **2020**.
- BHATTARAI B., SINGH S., WEST C.P., RITCHIE G.L., TROSTLE C.L. Water depletion pattern and water use efficiency of forage sorghum, pearl millet, and corn under water limiting condition. *Agricultural Water Management*. **238**, 106206, **2020**.
- YI Z., WANG M., ZHAO C. Desert soilization: Let scientific principles and facts speak. *The Innovation*. **3** (3), 100245, **2022**.
- YU Z., DUAN X., LUO L., DAI S., DING Z., XIA G. How plant hormones mediate salt stress responses. *Trends in plant science*. **25** (11), 1117, **2020**.
- MENG H., GAO Y., HE J., QI Y., HANG L. Microbially induced carbonate precipitation for wind erosion control of desert soil: Field-scale tests. *Geoderma*. **383**, 114723, **2021**.
- HUNTER M.C., SMITH R.G., SCHIPANSKI M.E., ATWOOD L.W., MORTENSEN D.A. Agriculture in 2050: recalibrating targets for sustainable intensification. *Bioscience*. **67** (4), 386, **2017**.
- LYRA D.A., AL-SHIHI R., NUQUI R., ROBERTSON S., CHRISTIANSEN A., RAMACHANDRAN S., ISMAIL S., AL-ZAABI A. Multidisciplinary studies on a pilot coastal desert modular farm growing *Salicornia bigelovii* in United Arab Emirates. *Springer*. **2019**.
- RAHMAN A., TIWARI K., MONDAL N. Assessment of hydrochemical backgrounds and threshold values of groundwater in a part of desert area, Rajasthan, India. *Environmental Pollution*. **266**, 115150, **2020**.
- MUNNS R., DAY D.A., FRICKE W., WATT M., ARSOVA B., BARKLA B.J., BOSE J., BYRT C.S., CHEN Z.H., FOSTER K.J. Energy costs of salt tolerance in crop plants. *New Phytologist*. **225** (3), 1072, **2020**.
- AZEEM A., WU Y., JAVED Q., XING D., ULLAH I., KUMI F. Response of okra based on electrophysiological modeling under salt stress and re-watering. *Bioscience Journal*. **33** (5), 1219, **2017**.
- JAVED Q., WU Y., XING D., ULLAH I., AZEEM A., RASOOL G. Salt-induced effects on growth and photosynthetic traits of *Orychophragmus violaceus* and its restoration through re-watering. *Brazilian Journal of Botany*. **41** (1), 29, **2018**.
- JAVED Q., SUN J., AZEEM A., ULLAH I., HUANG P., KAMA R., JABRAN K., DU D. The enhanced tolerance of invasive *Alternanthera philoxeroides* over native species under salt-stress in china. *Applied ecology and environmental research*. **17** (6), 14767, **2019**.
- ABULAITI A., SHE D., LIU Z., SUN X., WANG H. Application of biochar and polyacrylamide to revitalize coastal saline soil quality to improve rice growth. *Environmental Science and Pollution Research*. **1**, **2022**.

25. AZEEM A., JAVED Q., SUN J., ULLAH I., KAMA R., DU D. Adaptation of Singapore daisy (*Wedelia trilobata*) to different environmental conditions; water stress, soil type and temperature. *Applied Ecology and Environmental Research*. **18** (4), 5247, **2020**.
26. JAVED Q., AZEEM A., SUN J., ULLAH I., JABRAN K., ANANDKUMAR A., PRABAKARAN K., BUTTAR N., DU D. Impacts of salt stress on the physiology of plants and opportunity to rewater the stressed plants with diluted water: A review. *Applied Ecology and Environmental Research*. **17** (5), 12583, **2019**.
27. EL SABAGH A., ISLAM M.S., SKALICKY M., ALI RAZA M., SINGH K., ANWAR HOSSAIN M., HOSSAIN A., MAHBOOB W., IQBAL M.A., RATNASEKERA D. Salinity stress in wheat (*Triticum aestivum* L.) in the changing climate: Adaptation and management strategies. *Frontiers in Agronomy*. **3**, 661932, **2021**.
28. LIU L., SUN Y., DI P., CUI Y., MENG Q., WU X., CHEN Y., YUAN J. Overexpression of a *Zea mays* Brassinosteroid-signaling kinase gene *ZmBSK1* confers salt stress tolerance in maize. *Frontiers in Plant Science*. **13**, **2022**.
29. NAEEM M., IQBAL M., SHAKEEL A., UL-ALLAH S., HUSSAIN M., REHMAN A., ZAFAR Z. U., ATHAR H.-U.-R., ASHRAF M. Genetic basis of ion exclusion in salinity stressed wheat: Implications in improving crop yield. *Plant Growth Regulation*. **92** (3), 479, **2020**.
30. ZAHRA N., RAZA Z.A., MAHMOOD S. Effect of salinity stress on various growth and physiological attributes of two contrasting maize genotypes. *Brazilian Archives of Biology and Technology*. **63**, **2020**.
31. RIAZ M., ARIF M. S., ASHRAF M.A., MAHMOOD R., YASMEEN T., SHAKOOR M. B., SHAHZAD S.M., ALI M., SALEEM I., ARIF M. A comprehensive review on rice responses and tolerance to salt stress. *Advances in rice research for abiotic stress tolerance*. **133**, **2019**.
32. RAHAMAN M.M., SHEHAB M.K. Water consumption, land use and production patterns of rice, wheat and potato in South Asia during 1988-2012. *Sustainable Water Resources Management*. **5** (4), 1677, **2019**.
33. XIA J., REN J., ZHANG S., WANG Y., FANG Y. Forest and grass composite patterns improve the soil quality in the coastal saline-alkali land of the Yellow River Delta, China. *Geoderma*. **349**, 25, **2019**.
34. CUI Q., XIA J., YANG H., LIU J., SHAO P. Biochar and effective microorganisms promote *Sesbania cannabina* growth and soil quality in the coastal saline-alkali soil of the Yellow River Delta, China. *Science of the Total Environment*. **756**, 143801, **2021**.
35. GHAFFARIAN M.R., YADAVI A., MOVAHHEDI DEHNAVI M., DABBAGH MOHAMMADI NASSAB A., SALEHI M. Improvement of physiological indices and biological yield by intercropping of *Kochia* (*Kochia scoparia*), *Sesbania* (*Sesbania aculeata*) and *Guar* (*Cyamopsis tetragonoloba*) under the salinity stress of irrigation water. *Physiology and molecular biology of plants*. **26**, 1319, **2020**.
36. GHONAIM M.M., MOHAMED H.I., OMRAN A.A. Evaluation of wheat (*Triticum aestivum* L.) salt stress tolerance using physiological parameters and retrotransposon-based markers. *Genetic Resources and Crop Evolution*. **68**, 227, **2021**.
37. LIAN W.-H., MOHAMAD O.A.A., DONG L., ZHANG L.-Y., WANG D., LIU L., HAN M.-X., LI S., WANG S., ANTUNES A. Culturomics-and metagenomics-based insights into the microbial community and function of rhizosphere soils in Sinai desert farming systems. *Environmental Microbiome*. **18**, (1), 1, **2023**.
38. WANG L., WANG X., JIANG L., ZHANG K., TANVEER M., TIAN C., ZHAO Z. Reclamation of saline soil by planting annual euhalophyte *Suaeda salsa* with drip irrigation: A three-year field experiment in arid northwestern China. *Ecological Engineering*. **159**, 106090, **2021**.
39. MAI W., XUE X., AZEEM A. Growth of cotton crop (*Gossypium Hirsutum* L) higher under drip irrigation because of better phosphorus uptake. *Applied Ecology and Environmental Research*. **20** (6), 4865, **2022**.
40. ZHU W., LI X., DONG S., KANG Y., CUI G., MIAO J., LI E. Planting trees in saline soil using ridge cultivation with drip irrigation in an arid region of China. *Land Degradation & Development*. **33** (8), 1184, **2022**.
41. ZHANG C., LI X., KANG Y., WANG X. Salt leaching and response of *Dianthus chinensis* L. to saline water drip-irrigation in two coastal saline soils. *Agricultural Water Management*. **218**, 8, **2019**.
42. DONG S., WAN S., KANG Y., MIAO J., LI X. Different mulching materials influence the reclamation of saline soil and growth of the *Lycium barbarum* L. under drip-irrigation in saline wasteland in northwest China. *Agricultural Water Management*. **247**, 106730, **2021**.
43. GUO X., ZHU G., JIAO X., ZHOU G. Effects of nitrogen application and planting density on growth and yield of *Sesbania* pea grown in saline soil. *Current Science*. **116** (5), **2019**.
44. BUNMA S., BALSLEV H. A review of the economic botany of *Sesbania* (Leguminosae). *The Botanical Review*. **85**, 185, **2019**.
45. SINGH K., GERA R., SHARMA R., MAITHANI D., CHANDRA D., BHAT M.A., KUMAR R., BHATT P. Mechanism and application of *Sesbania* root-nodulating bacteria: an alternative for chemical fertilizers and sustainable development. *Archives of Microbiology*. **203**, 1259, **2021**.
46. ZHU G., XU Y., XU Z., AHMAD I., NIMIR N.E.A., ZHOU G. Improving productivity of *Sesbania* pea in saline soils by enhancing antioxidant capacity with optimum application of nitrogen and phosphate combination. *Frontiers in Plant Science*. **13**, **2022**.
47. AZEEM A., SUN J., JAVED Q., JABRAN K., DU D. The Effect of Submergence and Eutrophication on the Trait's Performance of *Wedelia Trilobata* over Its Congener Native *Wedelia Chinensis*. *Water*. **12** (4), 934, **2020**.
48. YANG G., HE X., ZHAO C., XUE L., CHEN J. A saline water irrigation experimental investigation into salt-tolerant and suitable salt concentration of *Haloxylon ammodendron* from the Gurbantünggüt Desert, Northwestern China. *Fresenius Environmental Bulletin*. **25** (9), 3408, **2016**.
49. QIU G.Y., LI C., YAN C. Characteristics of soil evaporation, plant transpiration and water budget of *Nitraria* dune in the arid Northwest China. *Agricultural and Forest Meteorology*. **203**, 107, **2015**.
50. ZHAO L., LI W., YANG G., YAN K., HE X., LI F., GAO Y., TIAN L. Moisture, temperature, and salinity of a typical desert plant (*Haloxylon ammodendron*) in an arid oasis of northwest china. *Sustainability*. **13** (4), 1908, **2021**.
51. ZHENG C., WANG Q. Seasonal and annual variation in transpiration of a dominant desert species, *Haloxylon ammodendron*, in Central Asia up-scaled from sap flow measurement. *Ecophysiology*. **8** (5), 948, **2015**.

52. AO Y., LYU S., HAN B., LI Z. Comparative analysis of the soil thermal regimes of typical underlying surfaces of oasis systems in an Arid Region. *Environmental Earth Sciences*. **73** (12), 7889, **2015**.
53. ZHOU H., ZHAO W., ZHANG G. Varying water utilization of Haloxylon ammodendron plantations in a desert-oasis ecotone. *Hydrological Processes*. **31** (4), 825, **2017**.
54. WANG G., ZHAO W., LIU H., ZHANG G., LI F. Changes in soil and vegetation with stabilization of dunes in a desert-oasis ecotone. *Ecological Research*. **30** (4), 639, **2015**.
55. CAO X., WANG J., CHEN X., GAO Z., YANG F., SHI J. Multiscale remote-sensing retrieval in the evapotranspiration of Haloxylon ammodendron in the Gurbantunggut desert, China. *Environmental Earth Sciences*. **69** (5), 1549, **2013**.
56. ZHANG K., SU Y., WANG T., LIU T. Soil properties and herbaceous characteristics in an age sequence of Haloxylon ammodendron plantations in an oasis-desert ecotone of northwestern China. *Journal of Arid Land*. **8** (6), 960, **2016**.
57. HAO X., LI W. Oasis cold island effect and its influence on air temperature: a case study of Tarim Basin, Northwest China. *Journal of Arid Land*. **8** (2), 172, **2016**.
58. WANG Y., LI Y., XIAO D. Catchment scale spatial variability of soil salt content in agricultural oasis, Northwest China. *Environmental Geology*. **56** (2), 439, **2008**.
59. GU F., CHU Y., ZHANG Y., LIU Y., ANABIEK S., YE Q., PAN X. Spatial and temporal dynamics of soil moisture and salinity in typical plant communities of Sangonghe Basin. *SPIE*. **2003**.
60. ZHANG J., BAI Z., HUANG J., HUSSAIN S., ZHAO F., ZHU C., ZHU L., CAO X., JIN Q. Biochar alleviated the salt stress of induced saline paddy soil and improved the biochemical characteristics of rice seedlings differing in salt tolerance. *Soil and Tillage Research*. **195**, 104372, **2019**.
61. ZHANG Y., LI X., ŠIMŮNEK J., SHI H., CHEN N., HU Q. Optimizing drip irrigation with alternate use of fresh and brackish waters by analyzing salt stress: The experimental and simulation approaches. *Soil and Tillage Research*. **219**, 105355, **2022**.
62. ODUSOTE O., ALAUSA S., GYANG B. Amelioration of salt stress in wheat (*Triticum aestivum* L.) by foliar application of nitrogen and potassium. *Science Technology and Development*. **32**, **2013**.
63. ZHU G., XU Y., NIMIR N.E.A., ZHOU G. Improving productivity of *Sesbania* pea in saline soils by enhancing antioxidant capacity with optimum application of nitrogen and phosphate combination. *Frontiers in Plant Science*. **13**, 1027227, **2022**.
64. ONDRASEK G., RATHOD S., MANOHARA K.K., GIREESH C., ANANTHA M.S., SAKHARE A.S., PARMAR B., YADAV B.K., BANDUMULA N., RAIHAN F. Salt stress in plants and mitigation approaches. *Plants*. **11** (6), 717, **2022**.
65. AZEEM A., MAI W., ALI R. Modeling Plant Height and Biomass Production of Cluster Bean and *Sesbania* across Diverse Irrigation Qualities in Pakistan's Thar Desert. *Water*. **16** (1), 9, **2024**.
66. RAHNESHAN Z., NASIBI F., MOGHADAM A.A. Effects of salinity stress on some growth, physiological, biochemical parameters and nutrients in two pistachio (*Pistacia vera* L.) rootstocks. *Journal of plant interactions*. **13** (1), 73, **2018**.
67. XIAOHUI F., KAI G., CE Y., JINSONG L., HUANYU C., XIAOJING L. Growth and fruit production of tomato grafted onto wolfberry (*Lycium chinense*) rootstock in saline soil. *Scientia Horticulturae*. **255**, 298, **2019**.
68. ALI Z., ASHRAF M., ASHRAF M.Y., ANWAR S., AHMAD K. Physiological response of different accessions of *Sesbania sesban* and *Cyamopsis tetragonoloba* under water deficit conditions. *Pakistan Journal of Botany*. **52** (2), 395, **2020**.
69. LIU Y., LIU X., DONG X., YAN J., XIE Z., LUO Y. The effect of Azorhizobium caulinodans ORS571 and  $\gamma$ -aminobutyric acid on salt tolerance of *Sesbania rostrata*. *Frontiers in Plant Science*. **13**, **2022**.
70. IQBAL N., MANALIL S., CHAUHAN B.S., ADKINS S. Effect of Different Climate Change Variables on the Ecology and Management of *Sesbania cannabina* through Glyphosate. *Plants*. **10** (5), 910, **2021**.