

Original Research

# Germination Ecology of Red Sprangletop: a Problematic Weed of Direct-Seeded Rice

**Muhammad Ehsan Safdar<sup>1</sup>, Muhammad Sikander Hayyat<sup>1</sup>,  
Hussam F. Najeeb Alawadi<sup>2</sup>, Muhammad Mansoor Javaid<sup>1\*\*</sup>, Athar Mahmood<sup>3\*</sup>,  
Basharat Ali<sup>4</sup>, Muhammad Nawaz<sup>4</sup>, Muhammad Ather Nadeem<sup>1</sup>, Amjed Ali<sup>1</sup>,  
Rashad Mukhtar Balal<sup>5</sup>, Abeer Hashem<sup>6</sup>, Alanoud Alfagham<sup>6</sup>,  
Javid A. Parray<sup>7</sup>, Elsayed Fathi Abd\_Allah<sup>8</sup>**

<sup>1</sup>Department of Agronomy, College of Agriculture, University of Sargodha, Sargodha, Pakistan

<sup>2</sup>Al-Qadisiyah University, College of Agriculture, Iraq

<sup>3</sup>Department of Agronomy, University of Agriculture Faisalabad, Faisalabad, Pakistan

<sup>4</sup>Department of Agricultural Engineering, Khwaja Fareed University of Engineering and information Technology,  
Rahim yar Khan, Pakistan

<sup>5</sup>Department of Horticulture, College of Agriculture, University of Sargodha, Sargodha, Pakistan

<sup>6</sup>Botany and Microbiology Department, College of Science, King Saud University,  
P.O. Box. 2460, Riyadh 11451, Saudi Arabia

<sup>7</sup>Department of Higher Education, GDC Eidgah Srinagar India -190017

<sup>8</sup>Plant Production Department, College of Food and Agricultural Sciences, King Saud University,  
P.O. Box. 2460, Riyadh 11451, Saudi Arabia

Received: 28 December 2023

Accepted: 3 August 2024

## Abstract

*Leptochloa chinensis* L. commonly called red sprangletop is a new problematic weed of rice (*Oryza sativa* L.) sown under dry conditions in Pakistan and caused a drastic reduction in its yield and quality. Scientific inquiry was conducted concerning the germination ecology of this weed in direct-seeded rice. A series of laboratory experiments were conducted to determine the effect of pH, salinity, temperature, seed burial depth, and water ponding conditions on the germination of *L. chinensis*. In five different experiments, six variable pHs ranging from 5 to 10; six salinity levels viz. 0 (Distilled water), 50 mM, 100 mM, 150 mM, 200 mM, 250 mM and 300 mM; six variable temperatures viz. 20°C, 25°C, 30°C, 35°C, 40°C and 45°C; seven different burial depths viz. 0 cm (on soil surface), 1 cm, 2 cm, 3 cm, 4 cm, 5 cm and 6 cm; and different water ponding depths viz. 0 cm, 2 cm, 3 cm, 4 cm, 5 cm and 6 cm were kept as experimental treatments. The results revealed that within the pH range of 6-7 and 35°C temperature, *L. chinensis* seeds attained the highest germination percentages (78% and 92%, respectively). A gradual significant decline in germination of *L. chinensis* was noted by the increase in NaCl concentration from 0 to 200 mM, sowing depth from 1 to 5 cm, and flooding

\* e-mail: athar.mahmood@uaf.edu.pk

\*\*e-mail: mmansoorjavaid@gmail.com

depth from 0 to 4 cm. However, beyond 200 mM NaCl concentration, 5 cm sowing depth, and 4 cm flooding depth, no *L. chinensis* seed could germinate/emerge. According to the 3-parameters logistic model estimation, 50% germination of the maximum germination of *L. chinensis* occurred at 102 mM NaCl concentration, 1.56 cm burial depth, and 2.2 cm flooding depth.

**Keywords:** rice, germination, salinity stress, ecology, soil pH

## Introduction

*Leptochloa chinensis* L. commonly called red sprangletop. It is a grassy weed belonging to the family *Poaceae*. Its physiological characteristics classify it to be a C<sub>4</sub> plant [1]. It is native to tropical Asia and widely distributed in South and Southeast Asia, Australia, and Africa. Geographically, it is distributed in China, Korea, Japan, Bangladesh, Philippines, Pakistan, Cambodia, India, Malaysia, Myanmar, Sri Lanka, Vietnam and Thailand [2]. It is summer annual or perennial tufted grass that can attain up to 120 cm height, having hollow, cylindrical, erect stems, and linear smooth 10-30 cm long leaves. Inflorescence is a narrowly ovate, loose panicle with two rows of 2-3 mm long spikelets that are purplish or green and 4-6 flowered. It reproduces both sexually and asexually [3]. *Leptochloa chinensis* is known to be an invasive weed in Southeast Asia [4]. It has abundant seed-producing ability, thus widespread in almost all crops including rice. The other characteristics that make it a successful invasive weed are strong allelopathicity, adaptability to variable soil conditions, and aggressive growth habits. Two plants of *L. chinensis* cause a 55% yield reduction in rice [5]. Due to its hydrophytic nature and amphibious adaptation, it can thrive best under alternate soil flooding conditions. It has dominated all the weeds of rice [6, 7]. That is why; it has now become a serious weed of transplanted as well as direct-seeded rice.

In Pakistan, rice is mostly cultivated through transplanting the nursery-grown seedlings to flooded field conditions. However, to save labor and time, farmers are widely adopting direct seeding technology in which rice seed is directly sown in dry soil conditions. This shift from traditional transplanting to direct seeding has resulted in a change in weed flora [8, 9]. The weeds that were previously considered minor weeds have now become major weeds. *L. chinensis* is also one of the examples of a dominant weed in direct-seeded rice (DSR). The importance of this weed has increased due to the fact that contrary to other DSR weeds, *L. chinensis* is very difficult to control even by the use of all existing herbicides [10, 11]. To launch a successful management program against a weed, knowledge of its germination ecology is of utmost importance. Seed germination is affected by a number of factors (Fig. 1) including soil pH, temperature, seeding depth, water ponding conditions, and soil salinity [12]. Soil pH has a minute role in germination, yet it affects the germination process by mediating the availability of nutrients. Temperature is directly linked with the germination

process, thus considered the major environmental factor affecting seed germination [13, 14]. Sowing depth also influences the germination and seedling emergence by mediating the supply of light, moisture, and temperature to germinating seed. Water ponding conditions in the seed germination medium reduce germination by restricting the supply of O<sub>2</sub> to germinating seed [15]. Salinity inhibits germination by imposing osmotic effects and ionic effects on germinating seed. However, the effect of salinity varies according to plant species, genotypes and environmental conditions. Salinity adversely affects the germination and growth process through its osmotic effect by retarding the imbibition process and its specific ionic effect by imposing toxicity of undesirable ions. The lowering of the osmotic potential of the germination medium imposes a more dominant influence on germination compared with specific ion effects. The seedling growth is mostly suppressed due to specific ionic stress, depending on the amount and distribution of rainfall [16, 17]. The disastrous influences of salt stress are altered by intermingling with other environmental attributes like temperature and light. The ecological optima of germination and early seedling growth of an invasive weed species determines its chances of success in a new region. Therefore, knowledge about the ecology of the germination of a weed can act as a tool for its better management [18].

The allelopathic effect of red sprangletop on rice and the effect of different agronomic practices on its growth in rice have been widely studied. However, very little research has yet been done on the germination ecology (temperature, salinity, pH, burial depth and ponding conditions) of *L. chinensis* [19]. Knowledge about the optimum and sub-optimum levels of all these environmental factors on germination of *L. chinensis* can contribute to the development of an effective management program for this weed in direct-seeded rice. A study was therefore being planned to investigate the ecology of *L. chinensis* so that facts could be established about how it has flourished very much in direct-seeded rice conditions in Pakistan [20].

## Materials and Methods

To know about the effect of pH, salinity, temperature, seed burial depth and water ponding conditions on the germination of *L. chinensis*, 5 individual experiments were carried out, respectively. In experiment 1, treatments consisted of six variable pHs ranging from 5




Fig. 1. Ecological factors affecting germination of red sprangletop.

to 10. The pH of different buffer solutions was maintained by using hydrochloric acid (HCL) and sodium hydroxide (NaOH) with MES, HEPES, and tricine were used as buffers. In experiment 2, treatments comprised of 6 increasing salinity levels maintained by variable NaCl solution concentrations viz. 0 (Distilled water), 50 mM, 100 mM, 150 mM, 200 mM, 250 mM and 300 mM. Different levels of salinity were generated by using sodium chloride (NaCl) solution. In experiment 3, treatments were six variable temperatures viz. 20°C, 25°C, 30°C, 35°C, 40°C and 45°C. The experiment 4 comprised of 7 different burial depths viz., 0 cm (on surface of soil), 1 cm, 2 cm, 3 cm, 4 cm, 5 cm and 6 cm. In 5<sup>th</sup> experiment, different ponding conditions viz. 0 cm, 2 cm, 3 cm, 4 cm, 5 cm, and 6 cm were maintained as experimental treatments. In the first three experiments, 25 seeds of *L. chinensis* were spread in a petri plate (9 cm in diameter) with having double layer of filter papers. In the pH experiment, 5 ml buffer solutions of different pH levels, in the salinity experiment, 5 ml of solutions with different salinity levels, whereas in the temperature experiment, 5 ml of distilled water were applied to petri plates and petri plates were enclosed with parafilm to avoid moisture loss. Petri plates in the first two experiments were put into the germinator at 35°C while in the third experiment, at different temperatures as per the treatment plan. In the fourth and fifth experiments, 25 seeds of *L. chinensis* were sown in pots (9 cm diameter) filled with soil. In sowing depth experiment, seeds of *L. chinensis* were sown in soil saturated with distilled water at a prescribed depth according to the treatment plan and then pots were irrigated with distilled water as per requirement. However, in the water ponding experiment, seeds of *L. chinensis* were sown on the surface of the soil and then pots were irrigated with distilled water to maintain the proposed ponding conditions throughout the study as per the treatment plan. Pots were kept in the germinator

at 35°C temperature. The germination/emergence data were collected on a daily basis for the period of 20 days. The seed was supposed to be germinated when radicle and plumule attained 2 mm length and the sprouted seed was poured out of the petri dish / pot after counting. Soil used in pots was collected from the site without any vegetation at Agronomic research farm. Collected soil was sieved and then filled in plastic pots.

Following parameter was recorded in all experiments:

1. Germination /emergence percentage (GP/EP)

Based upon final germination / emergence count, germination / emergence percentage was calculated according to formula of The Association of Official Seed Analysts [21].

$$GP/EP = \frac{\text{Germinated/emerged seed}}{\text{Total seed sown}} \times 100 \quad (1)$$

2. Time to start germination / emergence (Ti)

It is the time in days when seeds start germinating / emerging.

3. Germination/emergence index (GI/EI)

The Germination Index was determined as portrayed by the Association of Official Seed Analysts, (1990) by the following Equation (2):

$$GI/EI = \frac{\text{No.of germinated/emerged seed}}{\text{Day of first count}} + \dots + \frac{\text{No.of germinated/emerged seeds}}{\text{Day of final count}} \quad (2)$$

4. Mean germination/emergence time (MGT/MET)

Mean germination/emergence time was determined by the situation of [22].

$$\text{MGT}/\text{MET} = \frac{\sum Dn}{\sum n} \quad (3)$$

Where

$n$  = Number of seeds that had germinated on day “D”

$D$  = Number of days counted from the beginning of germination.

5. Time to 50% germination/emergence ( $T_{50}$ )

The time to obtain 50% germination/emergence ( $T_{50}$ ) was determined by the equation of [23] as adjusted by [24]

$$T_{50} = t_i + \frac{(N/2 - n_i)(t_j - t_i)}{(n_j - n_i)} \quad (4)$$

Where

$N$  = Last number of germinated / emerged seeds

$n_i$  &  $n_j$  = Accumulative number of seeds germinated by contiguous counts at times  $t_i$  and  $t_j$ , individually, where  $n_i < N/2 < n_j$ .

6. Seedling vigor index (SVI)

Germination percentage and seedling length were used to calculate seedling vigor index (SVI) by the succeeding method as designated by [25]

$$\text{SVI} = [\text{seedling length (cm)} \times \text{germination/emergence percentage}] \quad (5)$$

### Statistical Analysis

All the experiments were arranged as completely randomized designs with each treatment having four replications. All the experiments were repeated twice. Data were subjected to a one-way analysis of variance (ANOVA) and all possible comparisons among treatment means were made through the least significant difference test. Germination percentage data in response to increasing NaCl concentrations, sowing depths and flooding depth were fitted to a functional three-parameter logistic model using Sigma Plot 2008 (Version 11.0, SyStat Software GmbH, Schimmelbuschstrasse 25 D-40699 Erkrath Germany). The model equation fitted for NaCl concentration experiment was:

$$G(\%) = \frac{G_{\max}}{\left[1 + \left(\frac{x}{x_{50}}\right)^g\right]} \quad (6)$$

Where  $G$  is the total germination at  $x$  NaCl concentration,  $x_{50}$  is the NaCl concentration for 50% inhibition of the maximum germination and  $g$  indicates the slope. The model equation fitted for sowing and flooding depths experiments was:

$$E(\%) = \frac{E_{\max}}{\left[1 + \left(\frac{x}{x_{50}}\right)^e\right]} \quad (7)$$

Where  $E$  is the total emergence at  $x$  sowing and flooding depth,  $x_{50}$  is the sowing and flooding depth for 50% inhibition of the maximum emergence and  $e$  indicates the slope.

## Results and Discussion

### Effect of pH

The pH value expresses the acidity or alkalinity of the solution on a logarithmic scale. Germination of *L. chinensis* was significantly influenced at various pH levels (Fig. 2, Table 1). The pHs 6 and 7 attained the highest germination percentages (77 and 78%, respectively) (Fig. 2). The earliest time to germination initiation ( $T_i$ ) (3.75 days) was recorded with a pH 8 (Table 1). The maximum germination index (19.54) was recorded with Petri plates that were supplied with a solution having pH 9 which was statistically similar to pH 8 (Table 1). The maximum germination speed of *L. chinensis* seeds was observed with pH 8 as the lowest values of MGT (5.09 days) and  $T_{50}$  (5.63 days) were noted with it. However, pH 9 also gave significant at par values of MGT and  $T_{50}$ .

The better germination performance of *L. chinensis* seeds at slightly acidic to alkaline pHs seems to be the result of enhanced activity of enzymes involved in the germination process enzymes are directly affected by the  $H^+$  ion concentration in the germination medium. Our outcomes are in accordance with the outcomes of [26] who described that pH may not be a restricting component for the emergence of turnip weed. Correspondingly, higher than 45% emergence was observed over a pH range from 4-10. [27] described that germination of seed was pragmatic over a broad range of pH however maximum germination percentage of *L. chinensis* was recorded at pH 7 while *E. glabrescens* was proved to be more sensitive to given range of pH. Our consequences are also in agreement

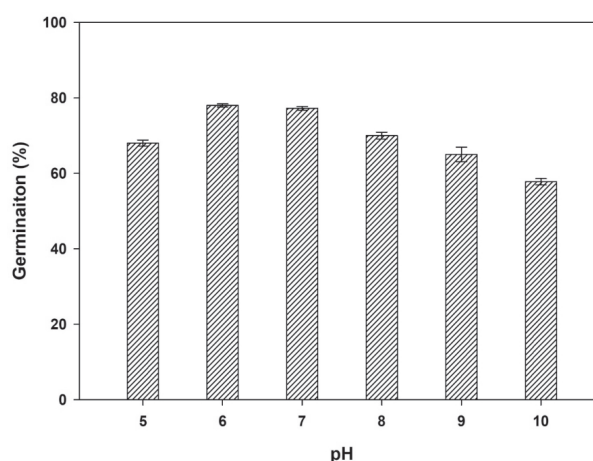


Fig. 2. Effect of pH on germination of *L. chinensis*.

Table 1. Influence of variable pHs, salinity levels and temperatures on germination of *Leptochloa chinensis* L.

Treatments	Ti (days)	GI	T <sub>50</sub> (days)	MGT (days)
pH				
5	5.75 a	11.0 c	7.18 a	8.08 a
6	5.75 a	11.8 c	7.38 a	8.25 a
7	5.00 a	13.2 bc	7.39 a	8.06 a
8	3.75 b	19.4 a	5.09 b	5.63 b
9	5.00 a	19.5 a	5.66 b	6.32 b
10	5.50 a	15.2 b	7.05 a	7.65 a
LSD	1.174	2.95	1.350	1.311
Salinity level				
Control	4.25 d	20.6 a	6.62 d	6.06 d
50 mM	4.50 cd	13.9 b	7.14 d	6.92 c
100 mM	5.25 c	8.80 c	7.93 c	7.01 c
150 mM	7.25 b	3.42 d	8.72 b	7.89 b
200 mM	9.25 a	1.29 e	10.37 a	9.70 a
250 mM	NG	NG	NG	NG
300 mM	NG	NG	NG	NG
LSD	0.786	1.477	0.564	0.368
Temperature				
20°C	5.00 b	9.86 c	7.23 bc	7.50 d
25°C	4.75 b	15.0 a	6.65 c	7.72 d
30°C	5.00 b	14.4 ab	7.66 abc	8.23 c
35°C	5.50 b	14.1 ab	7.94 ab	8.59 b
40°C	6.00 ab	13.6 ab	8.65 a	9.34 a
45°C	7.00 a	11.8 bc	8.77 a	9.21 a
LSD	1.298	2.9782	1.1885	0.3457

In columns, values with different letters show significant difference ( $p \leq 0.05$ ) as determined by least significant difference (LSD) test.

with the observations of [28] who observed that the highest germination of *L. fusca* (92%) was recorded at pH 7 while the lowest value of germination (54%) was observed at pH 10.

#### Effect of Salt Stress

The term salinity refers to the quantity of dissolved salts that are present in water. Data given in Table 1 indicated that different levels of salinity significantly reduced the germination of *L. chinensis*. Results revealed that germination of *L. chinensis* was significantly reduced by the increase in NaCl concentration from 0 to 200 mM whereas no *L. chinensis* seed germinated beyond 200 mM NaCl concentration. According to the 3-parameters logistic model estimation, 50% germination of the maximum germination of

*L. chinensis* occurred at 102 mM NaCl concentration (Fig. 3). The earliest germination initiation (4.25 days) and T<sub>50</sub> (6.62 days) of *L. chinensis* occurred at 0 mM NaCl concentration that was not significantly delayed up to 50 mM NaCl concentration beyond which these were significantly increased (Table 1). The GI and MGT of *L. chinensis* followed the same trend as the highest value of GI (20.6) and the lowest value of MGT (6.06 days) were recorded with control. However, a significant delay in germination in terms of these parameters occurred at and beyond 50 mM NaCl concentration. Higher soil saltiness hinders seed germination because of the low osmotic potential of water created around the seed, which hinders water imbibition by seed [29]. Moreover, a higher concentration of Na and Cl in the germination medium might itself prove poisonous to seeds [30].



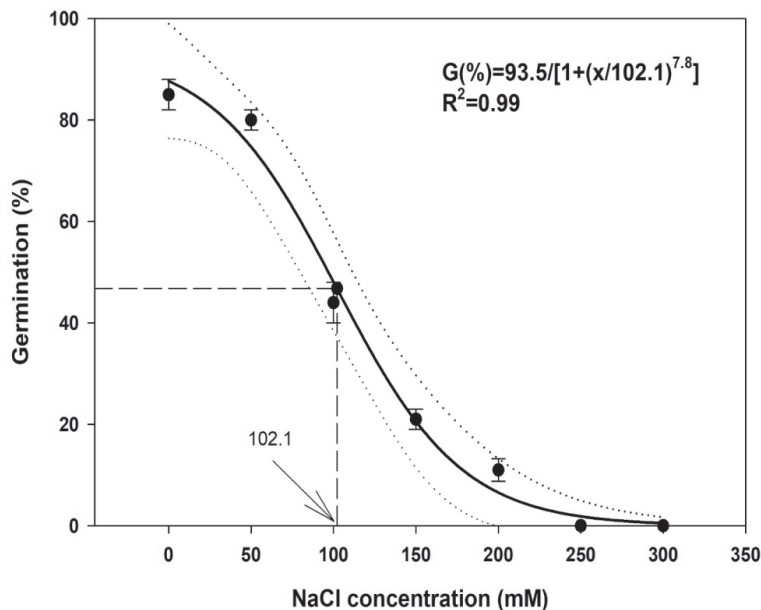


Fig. 3. Effect of NaCl concentration on germination (%) of *L. chinensis*. The bold line represents a three-parameter logistic model ( $G(\%) = G_{\max} / [1 + (x/x_{50})^b]$ ) fitted to the data. The vertical dashed line represents X-axis value at 50% of the maximum germination. The dotted lines show 95% confidence intervals. Vertical bars represent  $\pm$  standard error of the mean.

Plant emergence and growth are significantly hampered in saline soil owing to peripheral osmotic potential to avert water uptake or the poisonous effect of sodium and chlorine on germinated seed [31]. These outcomes are similar to the observations of [32] who pointed out that germination of *E. colona* was reduced linearly by the escalation in NaCl concentration. The germination of barnyard grass was substantially reduced due to the influence of salinity. Present findings are also similar to those of [33] who documented that the germination index was linearly decreased by the increase in NaCl concentration. Our observations are also in accordance with those of [34] who documented that MGT was increased with the increase in salt concentrations. At high levels of salinity, seeds of different weeds significantly delayed their 50% germination.

#### Effect of Temperature

The data regarding germination of *L. chinensis* at different temperatures indicated that germination of *L. chinensis* was significantly influenced at various temperature regimes (Fig. 4, Table 1). Significantly, the highest germination percentage (92%) was noted at 35°C temperature (Fig. 3). The germination by *L. chinensis* seeds was started earlier (4 to 6 days) within the temperature range of 20°C to 40°C, while the temperature above 40°C significantly delayed it. The earliest germination completion in terms of  $T_{50}$  (6 to 7 days) and MGT (7.50 to 7.72 days) of *L. chinensis* occurred within 20°C to 25°C temperature range. However, the overall germination speed of *L. chinensis* was the highest at 25°C to 40°C as indicated by the

highest values of GI (13.6 to 15) recorded within this temperature range.

Germination of *L. chinensis* was better at moderate to high temperatures. This is because this weed is native to tropical regions characterized by high temperatures. Similar results were also found by [35] who described that maximum germination of *L. chinensis* (95%) was recorded at a temperature range from 25-35 °C, indicating high-temperature requisite for germination of red sprangletop. The judgments of the present experiment are alike with the observation of [28] who indicated that germination of *E. glabrescens*, *L. chinensis*, and *D. aegyptium* was started at 35°C. However, contrasted results were described by [36] who pointed out that emergence of *L. chinensis*

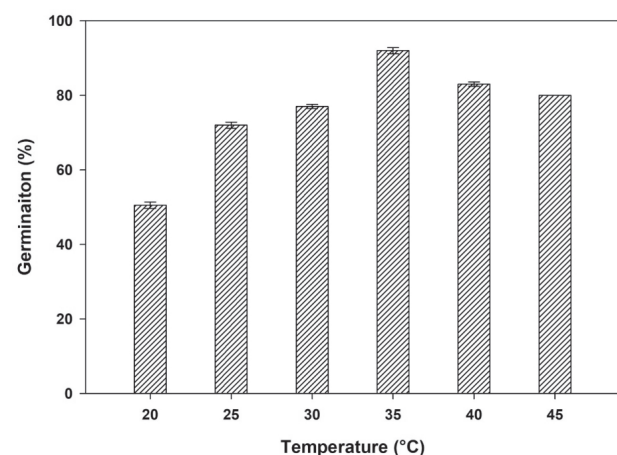


Fig. 4. Effect of temperature on germination of *L. chinensis*.

Table 2. Influence of variable burial depths and ponding conditions in germination of *Leptochloa chinensis* L.

Treatments	Ti (days)	EI	T50 (days)	MET (days)
Burial depth				
1 cm	4.25 c	21.5 a	5.92 d	6.60 e
2 cm	4.50 c	12.5 b	7.08 c	7.52 d
3 cm	5.00 c	6.20 c	7.45 c	7.99 c
4 cm	8.00 b	1.61 d	8.12 b	9.89 b
5 cm	11.75 a	0.22 e	10.4 a	11.8 a
6 cm	NG	NG	NG	NG
7 cm	NG	NG	NG	NG
LSD	0.935	0.945	0.598	0.237
Flooding depth				
Control	4.25 c	19.9 a	6.28 d	6.74 d
2 cm	5.00 c	10.1 b	7.19 c	7.85 c
3 cm	6.75 b	1.79 c	8.65 b	8.87 b
4 cm	11.50 a	0.32 d	11.2 a	11.7 a
5 cm	NG	NG	NG	NG
6 cm	NG	NG	NG	NG
LSD	1.134	0.459	0.430	0.935

In columns, values with different letters show significant difference ( $p \leq 0.05$ ) as determined by least significant difference (LSD) test.

were non-significant at various temperature regimes. Similarly, the temperature requirement of *L. chinensis* was even higher than those of other aquatic weed species, as reported by [37].

### Effect of Burial Depth

Data related to the effect of different burial depths in soil on the emergence of *L. chinensis* seed have been given in Table 2. Results indicated that the emergence of *L. chinensis* seed was significantly reduced as its sowing depth was increased from 1 to 5 cm beyond which no seed could emerge. The fitted model estimated that 50% emergence of the maximum was obtained at 1.56 cm burial depth (Fig. 5). The earliest start of emergence (at 4.25<sup>th</sup> to 5<sup>th</sup> day of sowing) of its seeds was observed at 1 to 3 cm burial depth (Table 2). However, a sowing depth of 1 cm attained the highest emergence index (EI) (21.5), the least time to 50% emergence ( $T_{50}$ ) (5.92 days), and mean emergence time (MET) (6.6 days). However, sowing of *L. chinensis* seeds below this depth resulted in a significant decline in EI and a delay in  $T_{50}$  and MET.

The *L. chinensis* showed better emergence at shallower sowing depths because it has minute seeds. Small-seeded weed species may have an insufficient amount of food reserves to support seedling emergence at deeper depths. As the seed goes from shallower to deeper sowing, the light incidence to it is gradually reduced [38]. Our findings are in conformity with those

of [39] who documented that no seedling of *L. chinensis* emerged from a burial depth of 0.5 cm or more. Obtained findings are comparable with the outcomes of [40] who described that sowing depth caused an expansion in MET which rose from 2.5 days in the case of surface sowing (1 cm) to 7 days in the case of deep sowing. Generally, germination of *L. chinensis* gradually was reduced with the increase in each cm of burial depth. [41] stated that seeds sown under 2 mm depth usually received a restricted extent of light, which isn't sufficient to start germination of seed. At deeper depths, small-sized seeds, hypoxia, and low gaseous diffusion are also responsible for zero germination. A sowing depth of a few centimeters is adequate to avert emergence, encouraging the typical scalar emergence and emergence regularly present in disturbed habitats [42]. Germination of different weed species gradually decreased by the increase in sowing depth [43]. The maximum emergence of 69% was noted from the seeds planted on the surface or near the surface and no seedlings rose up out of seeds covered at profundities of 0.5 cm or more [44].

### Effect of Flooding Depth

Data regarding the germination of *L. chinensis* as affected by the varying flooding depths have been presented in Table 2. The results reveal that a gradual decline in the emergence of *L. chinensis* seed occurred as water flooding depth was increased from

0 to 4 cm. However, no *L. chinensis* emerged out of the soil as the flooding depth was increased beyond 4 cm. A 3-parameters logistic model was fitted to the germination data obtained under different flooding depth (Fig. 6). The model estimated that 50% of the maximum germination occurred at flooding depth of 2.2 cm. The quickest emergence initiation (at 4.25 to

5<sup>th</sup> day of sowing) of this weed occurred at 0 to 2 cm flooding depth. However, *L. chinensis* seeds attained the highest EI (19.9), the earliest  $T_{50}$  (6.28 days), and MET (6.74 days) under zero flooded conditions. While flooding caused a significant decline in these parameters that undergo through further decline as flooding depth was increased.

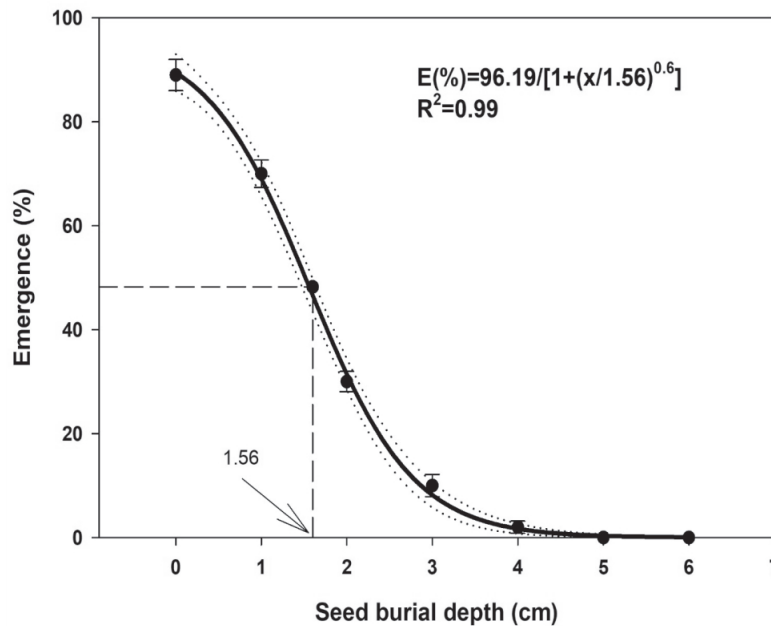


Fig. 5. Effect of seed burial depth on emergence (%) of *L. chinensis*. The bold line represents a three-parameter logistic model ( $G(\%) = G_{\max} / [1 + (x/x_{50})^g]$ ) fitted to the data. The vertical dash line represents X-axis value at 50% of the maximum germination. The dotted lines show 95% confidence intervals. Vertical bars represent  $\pm$  standard error of the mean.

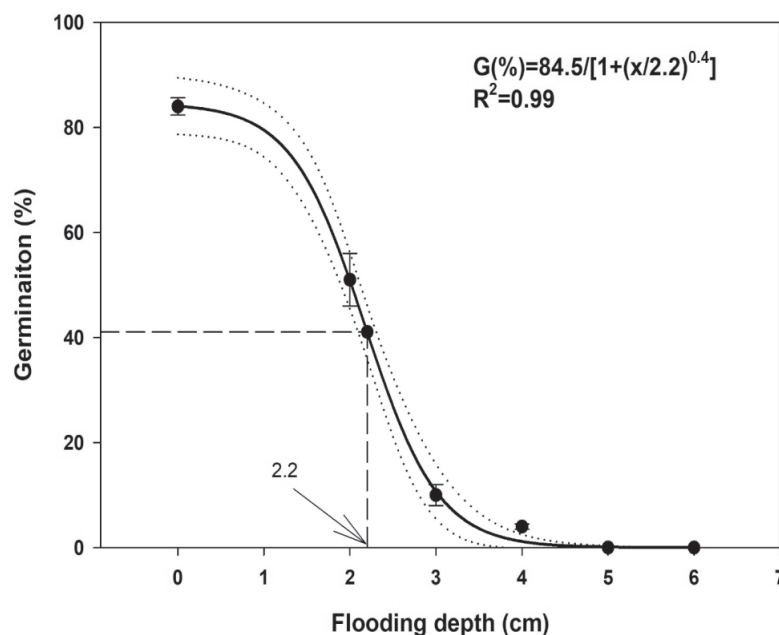


Fig. 6. Effect of flooding depth on germination (%) of *L. chinensis*. The bold line represents a three-parameter logistic model ( $G(\%) = G_{\max} / [1 + (x/x_{50})^g]$ ) fitted to the data. The vertical dash line represents X-axis value at 50% of the maximum germination. The dotted lines show 95% confidence intervals. Vertical bars represent  $\pm$  standard error of the mean.



The decline in germination of *L. chinensis* in response to an increase in flooding depth beyond 2 cm was due to its amphibious nature. Although this weed can grow under flooded rice conditions, yet degree of its infestation in rice increased many folds as farmers shifted from puddled to dry-seeded rice. These outcomes are according to the conclusions of [45] who noted that flooding conditions significantly reduced the emergence and dry matter of red sprangletop. These outcomes also corroborate the observations of [46] who stated that Texas weed seed did not grow under immersed or flooded conditions, yet the seed endured flooding and sprouted (23 to 25%) after flood evacuation.

### Funding

The authors would like to extend their sincere appreciation to the Researchers Supporting Project Number (RSP2024R134), King Saud University, Riyadh, Saudi Arabia.

### Acknowledgment

The authors would like to extend their sincere appreciation to the Researchers Supporting Project Number (RSP2024R134), King Saud University, Riyadh, Saudi Arabia.

### Conflict of Interest

The authors declare that this article has no conflict of interest with any party.

### References

1. RUDOV A., MASHKOUR M., DJAMALI M., AKHANI H. A Review of C4 Plants in Southwest Asia: An Ecological, Geographical and Taxonomical Analysis of a Region With High Diversity of C4 Eudicots. *Frontiers in Plant Science*, **11**, 2020.
2. CARTON B.P., MORTIMER M., HILL J.E., JOHNSON D.E. A Practical Field Guide to Weeds of Rice in Asia. Second Edition. International Rice Research Institute, Los Banos, Philippines, pp. 118, 2010.
3. DE GUZMAN M.D.S., TANGLAO A.T., VALLE T.J.P.B., MESA M. Floral inventory of Polytechnic University of The Philippines–Mulanay, Quezon province. Polytechnic University of The Philippines, Sta. Mesa, Manila, 2019.
4. AHMED M., MATEEN A., SALEEM R.Q., TAHSEEN S., KHAN F.S., JAVEED A., SIKANDAR A., IQBAL M.F., MINGSHAN J. Unleashing the Power of Post-Emergence Herbicides: Eradicating Red Sprangletop (*Leptochloa chinensis* L.) Invaders in Rice Nurseries with a Fiery Precision. *Journal of Agriculture and Veterinary Science*, **2** (2), 71, 2023.
5. YANG H., GU X.-T., DING M.-Q., LU W.-P., LU D.-L. Weakened carbon and nitrogen metabolisms under post-silking heat stress reduce the yield and dry matter accumulation in waxy maize. *Journal of Integrative Agriculture*, **19** (1), 78, 2020.
6. LÓPEZ ROSAS H., CEJUDO E., MORENO-CASASOLA P., PERALTA PELÁEZ L. A., HERNÁNDEZ M.E., CAMPOS C.A., AGUIRRE LEÓN G. Environmental Impact of Invasion by an African Grass (*Echinochloa pyramidalis*) on Tropical Wetlands: Using Functional Differences as a Control Strategy. Springer International Publishing, Cham, 2019.
7. NADEEM M.A., KHAN B.A., ANWAR S., MAQBOOL R., AMIN M., AZIZ A., BATOOL I., MAHMOOD A., REHMAN A., ALI A. Allelopathic potential of aqueous extracts of sow thistle weed on emergence and seedling growth of red rice. *Pakistan Journal of Weed Science Research*, **27** (2), 201, 2021.
8. NAWAZ A., REHMAN A.U., REHMAN A., AHMAD S., SIDDIQUE K.H., FAROOQ M. Increasing sustainability for rice production systems. *Journal of Cereal Science*, **103**, 103400, 2022.
9. NADEEM M.A., KHAN B.A., CHADAR A.R., MAQBOOL R., RAZA A., JAVAID M.M., MAHMOOD A., KHAN M.I., AHMAD M., IRFAN M. Weed control and sustainable rice production through rice intensification system and conventional practices of weed competition periods and age of transplanted seedlings. *Semina: Ciências Agrárias*, **43** (5), 2271, 2022.
10. SHEKHAWAT K., RATHORE S.S., CHAUHAN B.S. Weed management in dry direct-seeded rice: A review on challenges and opportunities for sustainable rice production. *Agronomy*, **10** (9), 1264, 2020.
11. JAVAID M.M., MAHMOOD A., NADEEM M.A., SARWAR N., SAFDAR M.E., AHMAD M., HASANUZZAMAN M., AHMAD S. Weed Management Strategies in Direct Seeded Rice. Springer Singapore, Singapore, 2022.
12. ROY S., CHOWDHURY N. Salt stress in plants and amelioration strategies: A critical review. *Abiotic stress in plants*, 2020.
13. TRAVLOS I., GAZOULIS I., KANATAS P., TSEKOURA A., ZANNOPOULOS S., PAPASTYLIANOU P. Key factors affecting weed seeds' germination, weed emergence, and their possible role for the efficacy of false seedbed technique as weed management practice. *Frontiers in Agronomy*, **2**, 1, 2020.
14. JAVAID M.M., MAHMOOD A., ALSHAYA D.S., ALKAHTANI M.D.F., WAHEED H., WASAYA A., KHAN S.A., NAQVE M., HAIDER I., SHAHID M.A., NADEEM M.A., AZMAT S., KHAN B.A., BALAL R.M., ATTIA K.A., FIAZ S. Influence of environmental factors on seed germination and seedling characteristics of perennial ryegrass (*Lolium perenne* L.). *Scientific Reports*, **12** (1), 9522, 2022.
15. SHARMA P.K., KUMAR S. Soil Physical Productivity and Plant Growth. Springer, 2023.
16. ASGHAR S., BIBI S., MUKHTIAR A., ZIA M.A., NAQVE M., MAHMOOD A., JAVAID M.M., AZEEM M. Mechanism and Approaches to Enhance Salt Stress Tolerance in Crop Plants. Springer, 2023.
17. AMEEN M., MAHMOOD A., AHMAD M., MANSOOR JAVAID M., NADEEM M.A., ASIF M., BALAL R.M., KHAN B.A. Impacts of Climate Change on Fruit Physiology and Quality. Springer International Publishing, Cham, 2023.
18. CUSTODIO T., HOULE D., GIRARD F. Impact of environmental conditions on seed germination of glossy

- buckthorn (*Frangula alnus* (Mill)) in Eastern Canada. *Forests*, **14** (10), 1999, **2023**.
19. HAYYAT M.S., SAFDAR M.E., JAVAID M.M. Allelopathic potential of red sprangletop (*Leptochloa chinensis* L.) Against germination and seedling growth of rice (*Oryza sativa* L.). *Pakistan Journal of Weed Science Research*, **27** (2), 139, **2021**.
  20. BISHT N., ANSHU A., SINGH P.C., CHAUHAN P.S. Comprehensive analysis of OsJAZ gene family deciphers rhizobacteria-mediated nutrient stress modulation in rice. *International Journal of Biological Macromolecules*, **253**, 126832, **2023**.
  21. ANALYSTS T.A.O.O.S. Rules for testing seeds. *Journal of Seed Technology*, **16** (3), 1, **1993**.
  22. ELLIS R., ROBERTS E. The quantification of ageing and survival in orthodox seeds. *Seed Science and Technology*, Netherlands, **9** (2), **1981**.
  23. COOLBEAR P.F., ADELE GRIERSON D. The Effect of Low Temperature Pre-Sowing Treatment on the Germination Performance and Membrane Integrity of Artificially Aged Tomato Seeds. *Journal of Experimental Botany*, **35** (11), 1609, **1984**.
  24. FAROOQ M., BASRA S.M.A., AHMAD N., HAFEEZ K. Thermal Hardening: A New Seed Vigor Enhancement Tool in Rice. *Journal of Integrative Plant Biology*, **47** (2), 187, **2005**.
  25. ORCHARD T. Estimating the parameters of plant seedling emergence. *Seed Science and Technology*, **5** (1), 61, **1977**.
  26. SAIFULLAH K., WILLIAMS A., ADKINS S. Spider Plant (*Cleome gynandra* L.): An Emerging Weed in the Sweet Corn–Brassica Cropping System. *Agronomy*, **13** (5), 1430, **2023**.
  27. ALI S., KHAN F.D., ULLAH R., SHAH R.U., ALAMRI S., ALHARTHI M., SIDDIQUI M.H. Seed germination ecology of *Conyza stricta* Willd. and implications for management. *PLoS One*, **15** (12), e0244059, **2020**.
  28. SINGH K., SINGH S., PANNU R. Temperature, pH and light effect on germination and growth behavior of grassy weeds of direct-seeded rice. *Indian Journal of Weed Science*, **52** (1), 21, **2020**.
  29. POMPELLI M.F., JARMA-OROZCO A., RODRIGUEZ-PÁEZ L.A. Imbibition and Germination of Seeds with Economic and Ecological Interest: Physical and Biochemical Factors Involved. *Sustainability*, **15** (6), 5394, **2023**.
  30. ALHARBI K., AL-OSAIMI A.A., ALGHAMDI B.A. Sodium chloride (NaCl)-induced physiological alteration and oxidative stress generation in *Pisum sativum* (L.): A toxicity assessment. *ACS Omega*, **7** (24), 20819, **2022**.
  31. SHAHID M.A., SARKHOSH A., KHAN N., BALAL R.M., ALI S., ROSSI L., GÓMEZ C., MATTSON N., NASIM W., GARCIA-SANCHEZ F. Insights into the physiological and biochemical impacts of salt stress on plant growth and development. *Agronomy*, **10** (7), 938, **2020**.
  32. AHMAD F., HAMEED M., AHMAD M.S.A., ASHRAF M. Ensuring food security of arid regions through sustainable cultivation of halophytes. *Handbook of Halophytes: From Molecules to Ecosystems towards Biosaline Agriculture*, 2191, **2021**.
  33. ZHANG R., HUSSAIN S., WANG Y., LIU Y., LI Q., CHEN Y., WEI H., GAO P., DAI Q. Comprehensive evaluation of salt tolerance in rice (*Oryza sativa* L.) germplasm at the germination stage. *Agronomy*, **11** (8), 1569, **2021**.
  34. NIKOLIĆ N., GHIRARDELLI A., SCHIAVON M., MASIN R. Effects of the salinity-temperature interaction on seed germination and early seedling development: a comparative study of crop and weed species. *BMC Plant Biology*, **23** (1), 446, **2023**.
  35. GUO C., SHEN Y., SHI F. Effect of temperature, light, and storage time on the seed germination of *Pinus bungeana* Zucc. ex Endl.: the role of seed-covering layers and abscisic acid changes. *Forests*, **11** (3), 300, **2020**.
  36. BAI Y., QUAIS M.K., ZHOU W., ZHU Z.-R. Consequences of elevated temperature on the biology, predation, and competitiveness of two mirid predators in the rice ecosystem. *Journal of Pest Science*, **1**, **2022**.
  37. WANG G., HUANG Y., WEI Y., ZHANG W., LI T., ZHANG Q. Climate warming does not always extend the plant growing season in Inner Mongolian grasslands: Evidence from a 30-year in situ observations at eight experimental sites. *Journal of Geophysical Research: Biogeosciences*, **124** (7), 2364, **2019**.
  38. JAVAID M.M., MAHMOOD A., ALSHAYA D.S., ALKAHTANI M.D., WAHEED H., WASAYA A., KHAN S.A., NAQVE M., HAIDER I., SHAHID M.A. Influence of environmental factors on seed germination and seedling characteristics of perennial ryegrass (*Lolium perenne* L.). *Scientific Reports*, **12** (1), 9522, **2022**.
  39. WELLER S.L., FLORENTINE S.K., CHAUHAN B.S. Influence of selected environmental factors on seed germination and seedling emergence of *Dinebra panicea* var. *brachiata* (Steud.). *Crop Protection*, **117**, 121, **2019**.
  40. CANN D.J., SCHILLINGER W.F., HUNT J.R., PORKER K.D., HARRIS F.A. Agroecological advantages of early-sown winter wheat in semi-arid environments: A comparative case study from southern Australia and Pacific Northwest United States. *Frontiers in Plant Science*, **11**, 502382, **2020**.
  41. GAIRE B.S. Seed germination responses of a mountain medicinal herb *Aconitum spicatum* to different environmental conditions. *Department of Botany*, **2023**.
  42. MARTIN F.-M. The study of the spatial dynamics of Asian knotweeds (*Reynoutria* spp.) across scales and its contribution for management improvement. *Université Grenoble Alpes*, **2019**.
  43. OTTAVINI D., PANNACCI E., ONOFRI A., TEI F., KRYGER JENSEN P. Effects of light, temperature, and soil depth on the germination and emergence of *Conyza canadensis* (L.) Cronq. *Agronomy*, **9** (9), 533, **2019**.
  44. URBASSI S., KADER B. Preparing of *Prosopis cineraria* (L.) druce and *Acacia tortilis* (forssk) seeds with fulvic corrosive separated from manure to improve germination and seedling life. *British Journal of Environmental Science and Management*, **1** (1), 13, **2019**.
  45. DRIVER K.E., AL-KHATIB K., GODAR A. Bearded sprangletop (*Diplachne fusca* ssp. *fascicularis*) flooding tolerance in California rice. *Weed technology*, **34** (2), 193, **2020**.
  46. ABUGHO S.B.E. Evaluation of non-chemical weed management options in organic rice production. *Doctoral dissertation, Texas A&M University*, **2020**.