

*Original Research*

# Algeria's Semi-Arid Lands: Edaphic Fauna Diversity in Different Land-Use Systems

Nihel Messai<sup>1, 2</sup>, Noua Allaoua<sup>1, 2</sup>, Hinda Hafid<sup>1, 2\*</sup>, Houda Zaidi<sup>1, 2</sup>, Nadra Ghanem<sup>3</sup>, Abdellatif Satour<sup>4</sup>, Fatima Sefari<sup>2</sup>, Maroua Lahmar<sup>1, 2</sup>

<sup>1</sup>Laboratory of Natural Resources and Management of Sensitive Environments, Larbi Ben M'hidi University, Oum-El-Bouaghi 04000, Algeria

<sup>2</sup>Department of Nature and Life Sciences, Faculty of Exact Sciences and Nature and Life Sciences, Larbi Ben M'hidi University, Oum-El-Bouaghi 04000, Algeria

<sup>3</sup>Department of Nature and Life Sciences, Faculty of life Sciences, University Batna 2, 05000, Algeria

<sup>4</sup>Department of Ecology, Université 8 mai 1945, Guelma, Guelma, 24000, Algeria

*Received: 19 April 2024*

*Accepted: 23 August 2024*

## Abstract

The objective of the study was to analyze the variety of soil fauna in various land-use systems, including fallow, apple, olive, apricot, pistachio, durum wheat, soft wheat, and garlic. Pitfall traps and the TSBF method were used to evaluate the organisms; beyond the organisms, they were categorized into major taxonomic groups (orders). The diversity was measured utilizing abundance, mean and total richness, equitability, and Shannon indices. Pistachio (584 individuals/m<sup>2</sup>) and fallow (577 individuals/m<sup>2</sup>) had the highest abundance, according to the results, whereas nurseries had the lowest number (22 individuals/m<sup>2</sup>). The highest values of biological indices were favored by uniform fallow land management ( $H'=1.79$ ). 49.58% of the data along the main axis and 31.89% of the data along the secondary axis were explained by principal component analysis (PCA). The results presented illustrate the significant variations in abundance and diversity between the different land-use systems, highlighting the impact of these practices on soil fauna dynamics.

**Keywords:** soil macrofauna, diversity, abundance, land use systems, arid systems

## Introduction

Soils, as a crucial and dynamic natural habitat, play a vital role in supporting ecosystems by offering a wide range of services. They constitute intricate environments that harbor diverse species, including bacteria and various soil-dwelling animals, all of which are essential for the proper functioning of ecosystems [1, 2]. It is thus becoming crucial to understand the physical and chemical properties

of soil, as well as the interactions between the organisms that evolve in it [3, 4]. Macrofauna exerts a significant influence on the entire soil animal community and, consequently, on the various functions of ecosystems [5, 6]. Soil invertebrates play a vital role in ecological processes, being responsible for nutrient cycling [7], energy flow [8], organic matter decomposition and mineralization [9], as well as bioturbation, which directly influences the formation of channels, pores, and aggregates in the soil [10].

\* e-mail: hafidhinda@yahoo.fr

Tel.: +213 54 2119 141.

Soil macrofauna density depends on various management practices such as fertilization, liming, soil compaction, porosity, nutrient and mineral availability, as well as factors such as osmotic pressure [11, 12]. Compacted soil becomes anaerobic, limiting the circulation of air and water, which is not conducive to certain organisms [13]. Agricultural practices favoring this compaction led to a reduction in macrofauna. Land use practices can exert a strong influence on the abundance, diversity, and composition of soil macrofaunal communities [14]. Changes in land use can lead to changes in species composition and distribution. The transformations and intensification of land use change are significant enough to influence not only plant communities, but also soil food webs, modifying interactions between above- and below-ground communities [15].

Soil macrofauna plays a crucial role in soil bioturbation, aeration, decomposition of organic matter, and regulation of nutrient cycles. Their activity contributes to the formation of favorable soil structures, improving water retention and nutrient availability, thereby promoting healthy and sustainable plant growth [16].

The type of land cover and the use of agrochemicals may reduce the activity of certain individuals or more sensitive groups. These changes in land use have a direct impact on wildlife communities [10, 17, 18]. The activity, richness, and diversity of organisms can be influenced by variations in vegetation type, plant litter quality, and seasonal changes [19]. Changes in vegetation in the Amazon region have had an impact on soil macrofauna [20, 21]. Agroforestry systems also offer protection to soil macrofauna, which are affected by temperature variations and drought stress [22]. Optimizing the management of these systems helps to maintain the stability of macrofauna populations [8] and, consequently, to preserve soil quality [23]. In addition, the configuration and composition of communities are influenced by organic matter inputs from tree cover [24] and the structure and composition of communities are influenced by organic matter inputs from tree cover [25, 26].

To better understand the abundance and diversity of faunal groups, as well as their links with the chemical, physical, and management characteristics of soils, multivariate analysis methods are widely used [27, 28], which

can provide relevant information for understanding the joint variability of response variables, thus facilitating the interpretation of biological data [29, 30].

The aim of this study was to establish, for the first time, the abundance and diversity of soil macrofauna in different vegetation types at an experimental station in a semi-arid zone in eastern Algeria with minimal human disturbance.

## Materials and Methods

### Study Sites

Samples were taken at the Institut Technique des Cultures Maraîchers et Industriels (ITCMI) located 16 km from the town of Oum El Bouaghi (eastern Algeria) on Route Nationale No. 10 linking the Wilaya of Oum El Bouaghi and the daïra of Aïn Beïda at a latitude of 35 ° 53 ' 00 " N, 7 ° 07 ' 00 " E at an altitude of 891 m. Samples were also taken from a variety of habitats, including fallow land, durum and soft wheat fields, garlic, onion nurseries, apples, olive, apricot, and pistachio trees. A total of 10 vegetation types were sampled in this study.

The region enjoys a continental climate, classified as semi-arid in the bioclimate, with cold winters and hot, dry summers. Precipitation is irregular, with winds predominantly from the southwest, west, and northwest. Precipitation levels range from a minimum of 107.7 mm to a maximum of 392 mm per year, with only 2 mm in autumn. Average temperatures range from 6.11°C in December to 38.27°C in August. The lowest average temperature, recorded in December, is 2.07°C, while August stands out as the hottest month, with an average of 22.14°C [31].

### Soil Characterization

The soil characteristics under different cropping systems are summarized in Table 1. Variations in pH are observed, with higher values found in apricot orchards (8.64) and lower values in onion crops (7.14). Organic carbon percentage also varies, being high in durum wheat fields (16.87%) but low under apricot trees (1.06%). Total limestone levels differ, with high values in olive

Table 1. Physico-chemical characteristics of soil horizons (0-20cm).

Soil properties	Onion	Garlic	Nursery	Durum wheat	Durum Soft	Fallow land	Apple trees	Olive trees	Apricot trees	Pistachios
PH	7.14	7.26	8.28	8.13	7.85	8.25	8.33	8.5	8.64	8.2
Electrical conductivity (us/cm)	612	605	390	292	610	379	123	126	134	279
P2O5 (ppm)	3.38	3.1	1.99	1.83	1.52	3.09	1.8	1.92	1.73	1.75
Total CaCO <sub>3</sub> (%)	6.12	6.05	3.90	12.92	12.1	6.53	12.45	18.26	42.64	2.49
Active CaCO <sub>3</sub> (%)	6.32	6.88	11.4	12.87	16.12	7.94	6.12	9.12	17.87	12.4
Organic matter (%)	4.18	4.37	15.35	16.87	16.12	6.37	1.269	1.48	1.06	16.25
cation exchange capacity meq/100g	25.77	24.43	21.02	18.17	15.25	22.75	12.4	12.3	13.4	19.17

groves (18.26%) and lower values in pistachio orchards (2.49%). Active limestone is present in higher quantities in apricot orchards (17.87%) but in lower quantities in apple orchards (6.32%). Additionally, phosphoric acid is less present in soft wheat fields (1.52 ppm) but higher in onion crops (3.38 ppm). Exchangeable cations are more abundant in onion crops (25.77 meq/100 g) and garlic (24.34 meq/100 g), while the lowest value is recorded in olive groves (12.30 meq/100 g). Furthermore, electrical conductivity is highest in onion crops (612  $\mu\text{S}/\text{cm}$ ) and lowest in apple orchards (123  $\mu\text{S}/\text{cm}$ ).

### Sampling Method

The soil fauna research used two sampling methods to obtain a more complete picture of the edaphic fauna, covering a grid of 12 points at 10-meter intervals, totaling 2,100 m<sup>2</sup> in each area studied. The first method involved pitfall traps with glass bottles containing a detergent solution, leaving the traps in the field for 72 hours before sorting the collected organisms using specific mesh sieves; this method was adopted by many researchers [10, 32]. The second method involved extracting soil monoliths as reported in TSBF [32], then preserving the collected organisms in ethyl alcohol. After collection, organisms were identified to the highest possible taxonomic level with the aid of a stereoscopic microscope, in accordance with [33].

The parameters studied included species numbers and abundances. These data were used to calculate various ecological indices such as the Shannon-Wiener index (H), Pielou's species regularity index (E), Margalef's species richness index (DMg), and Simpson's dominance index (D).

R statistical software was used to perform multivariate component analyses (PCA) on the sampled areas to assess relationships between variables. In addition, a cluster analysis was conducted using the Euclidean distance between edaphic fauna abundances to group areas according to their similarity.

## Results and Discussion

### Composition and Abundance

The macrofauna of soil found in various cultures is made up of three distinct branches: Arthropods, which have ten orders; mollusks, which are represented by a single class and order; and finally, *anelidae*, which only have one class and one identified order. The most abundant phylum was Arthropoda, ten orders. The results of this study support the conclusions that Arthropoda is the largest phylum with the greatest number of members in the kingdom Animalia [34]. The analysis results show that *Hymenoptera (Formicidae)* has the highest

Table 2. Parameters Statistics and ecological indices used to assess communities in sampled areas.

Taxon	Number of individuals /m2												
Order	Onion	Garlic	Nursery	Durum wheat	Durum Soft	Fallow land	Apple trees	Olive trees	Apricot trees	Pistachios	Mean	$\pm$ std	Value P
<i>Coleoptera</i>	28	21	0	8	27	243	66	28	22	44	48.7	70.6	0.0428
<i>larva Coleoptera</i>	5	2	0	25	21	50	0	0	0	16	11.9	16.5	0.0345
<i>Diptera</i>	0	4	0	1	1	74	5	0	0	0	8.5	23.1	0.2595
<i>Hemiptera</i>	0	0	0	2	0	11	2	0	0	0	1.5	3.44	0.1848
<i>Isopoda</i>	8	2	0	1	1	35	0	0	0	1	4.8	10.9	0.18
<i>Julida</i>	0	0	0	0	0	7	12	6	1	13	3.9	5.24	0.0301
<i>Araneae</i>	8	2	1	2	8	24	13	8	13	29	10.8	9.37	0.0018
<i>Haplotaxida</i>	5	3	8	0	0	2	0	0	0	0	1.8	2.78	0.0556
<i>Stylommatophora</i>	4	2	6	0	3	38	31	20	11	73	18.8	23.1	0.019
<i>Hymenoptera(Formicidae)</i>	16	11	0	13	39	86	75	50	53	169	51.2	50.3	0.0047
<i>Collembola</i>	0	0	6	3	8	7	0	0	0	0	2.4	3.34	0.0356
<i>Trombidiforma</i>	0	0	0	0	0	0	0	0	0	239	23.9	75.6	0.3306
Overall abundance	74	47	21	55	108	577	204	112	100	584			
Species richness	7	8	4	8	8	11	7	5	5	8			
Shannon diversity index	1.661	1.548	1.157	1.462	1.572	1.798	1.483	1.342	1.204	1.516			
Equitability	0.8537	0.7445	0.8346	0.7028	0.7561	0.7499	0.7621	0.8336	0.7479	0.7293			
Simpson diversity index	0.7853	0.7428	0.7238	0.7232	0.7645	0.7674	0.7324	0.7046	0.6481	0.725			
Margalef diversity index	1.394	1.818	0.9854	1.747	1.495	1.573	1.128	0.8477	0.8686	1.099			

mean at 51.2 (p-value 0.0047), followed by *Coleoptera* with a mean of 48.7 (p-value 0.0428). *Trombidiforma* has a mean of 23.9 (p-value 0.3306, non-significant). *Stylommatophora* has a mean of 18.8 (p-value 0.0190), Larva *Coleoptera* 11.9 (p-value 0.0345), and *Araneae* 10.8 (p-value 0.0018). *Diptera* shows a mean of 8.5 (p-value 0.2595, non-significant), Isopoda 4.8 (p-value 0.1800, non-significant), and *Julida* 3.9 (p-value 0.0301). *Collembola* has a mean of 2.4 (p-value 0.0356), *Haplota* 1.8 (p-value 0.0556, slightly non-significant), and *Hemiptera* 1.5 (p-value 0.1848, non-significant). Other authors found that springtails dominated, followed by *Hymenoptera*, *Acarina*, *Myriapoda*, *Coleoptera*, *Orthoptera*, and *Araneae*. According to the authors, *Formicidae* dominated in agricultural fields, followed by *Coleoptera* and *Araneae* [35]. Similar results were observed when studying the soil arthropod fauna under Bt cotton cultivation [36, 37]. This sequence of decreasing soil arthropod abundance was also confirmed [38]. Table 2 shows that a total of 1882 specimens were collected in the course of the study, and the average abundance of macrofauna in different cropping systems showed wide variations, being highest in *pistachio* (584 indiv/m<sup>2</sup>) and *fallow* (577 indiv/m<sup>2</sup>), followed by *apple trees* (204 indiv/m<sup>2</sup>), *olive trees* (112 indiv/m<sup>2</sup>), *soft wheat* (108 indiv/m<sup>2</sup>), *apricot trees* (100 indiv/m<sup>2</sup>), *onions* (74 indiv/m<sup>2</sup>), *durn wheat* (55 indiv/m<sup>2</sup>), *garlic* (47 indiv/m<sup>2</sup>), and finally *nurseries* (25 indiv/m<sup>2</sup>). The results of our study confirm the significant impact of land use practices on soil biodiversity, corroborating previous findings. Indeed, macrofaunal diversity and abundance are closely linked to specific agricultural practices. Moreover, human activities, in particular soil exploitation and management, primarily

modify the composition of the edaphic community, thus leading to direct changes in the abundance and diversity of organisms [39, 40]. For example, the pistachio tree emerges as a preferred habitat for macrofauna, which concurs with the work on the influence of crop types on the presence of invertebrate species [41]. Similarly, fallow land, by promoting biodiversity, presents significant levels of macrofaunal abundance, supporting the findings on the importance of uncultivated habitats for biodiversity conservation [42]. It was noted that the presence of cotton in the vegetation on the soil promotes the formation of new habitats that are favorable to the colonization of invertebrate species as well as an increase in the amount of energy that is accessible [43]. This colonization can contribute to the ecological sustainability of production. In contrast, crops such as soft wheat, onions, and durum wheat show relatively more modest levels of macrofaunal abundance, reflecting the impacts of intensive farming practices on biodiversity [44].

### Diversity Parameters

Fig. 1 illustrates crop-specific Shannon index results suggest that fallow has the highest diversity (1.79), and nursery has the lowest (1.15). Durum wheat has the lowest Equitability Index (0.70), while onions have the highest (0.85). Significant differences can also be shown in the Margalef index, where the highest score (1.81) belongs to garlic and the lowest (0.84) to olives. In conclusion, the onion scores the highest (0.78) on the Simpson index, while the apricot scores the lowest (0.64). The nursery, due to its

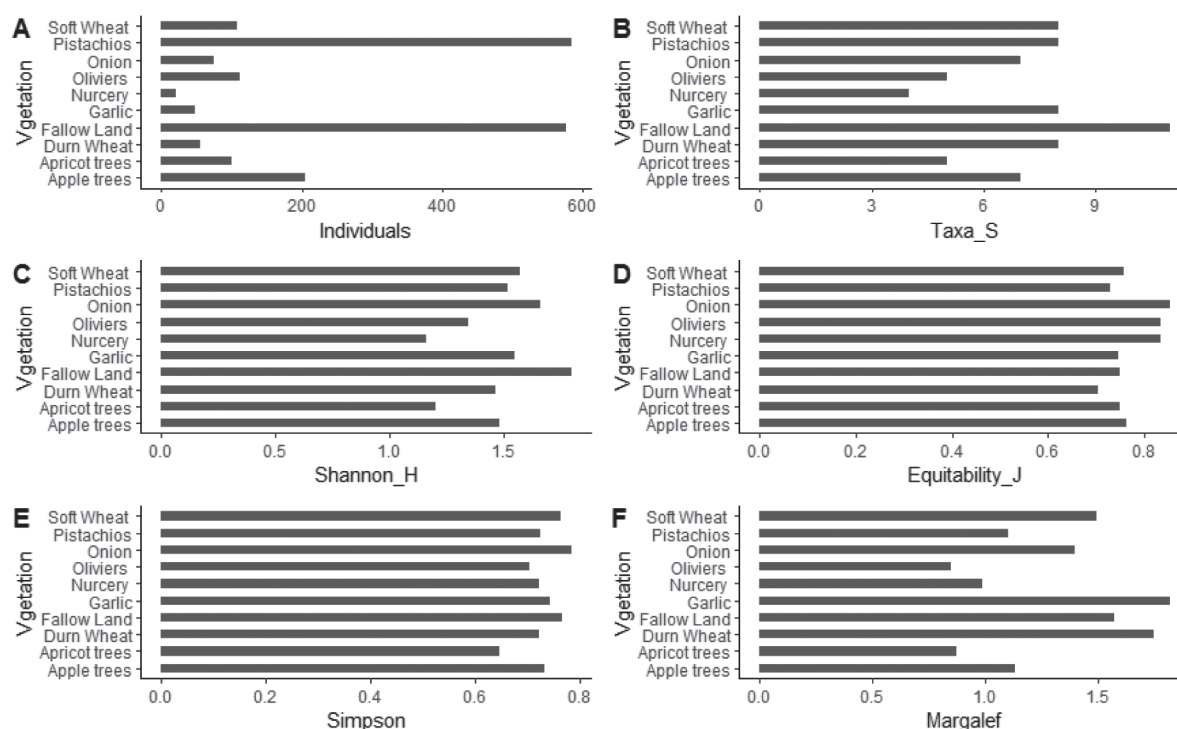


Fig. 1. Daily abundance, taxa richness, and biodiversity indices of soil macrofauna communities in different land use.

disturbance, exhibits the lowest macrofauna abundance, confirming the negative effects of habitat degradation on biodiversity, as documented in several studies on habitat fragmentation [45]. Significant differences in important assemblages between crops are also noted, according to macroinvertebrate diversity indexes. The most elevated Shannon index value occurs on uncultivated land, which is consistent with the observation that biodiversity increases in fallow. Important assemblages differ significantly between crops, according to [45], especially in macroinvertebrate undisturbed environments. In contrast, the nursery, intensively cultivated, shows the lowest value. The highest equitability index observed in onion crops suggests a relatively uniform distribution of macroinvertebrates, where no single species dominates excessively. The index Margalef's index, which measures the species richness of macroinvertebrates, reveals marked differences between crops. Finally, the Simpson index highlights the relative dominance of macroinvertebrate species in each crop. The onion shows the highest score, which suggests a more balanced distribution of individuals between the different species. Conversely, the lowest index is observed in apricot crops, indicating a greater dominance of *Hymenoptera* and beetles. These results can be attributed to environmental heterogeneity, or in other words, heterogeneity spatial analysis of environmental characteristics at each station, edaphic factors, and plant cover. These results highlight the importance of understanding the diversity of soil fauna communities for effective land management [46].

#### Cluster Dendrogram

Cluster analysis identified three groups based on the shortest Euclidean distance, reflecting the association between treatments. A shorter distance indicates a closer

relationship between treatments. Classification according to invertebrate abundance and diversity revealed strong similarities between garlic and onion, as well as between durum and soft wheat. Similarly, similarities were observed between olive, apricot, pistachio, and apple trees. Finally, analysis by grouping distinguished fallow land from other regions (Fig. 2).

There were notable parallels between the durum and tender wheat, as well as between garlic and onion, in terms of invertebrate diversity and abundance. Invertebrate populations in apple, pistachio, olive, and apricot orchards were found to be similar. Additionally, the fallow area was easily distinguished from other areas using cluster analysis. These findings highlight the substantial influence of edaphic and environmental conditions on soil fauna populations, allowing for the differentiation of various soil management [47].

#### Principal Component Analysis (PCA) for Soil Fauna and Explanatory Environmental Variables

In Fig. 3, the Principal Component Analysis (PCA) shows that the main axis (PCA 1) explained 49.58% of the variance, while the secondary axis (PCA 2) explained 34.89%. This analysis allowed for the identification of soil fauna taxa by correlating these taxa with their systems and the soil's physical and chemical attributes. The first component axis (49.58%) characterizes sites with high arthropod abundance, highlighting the importance of *Coleoptera* ( $r=0.89$ ), *Araneae* ( $r=0.87$ ), *Diptera* ( $r=0.82$ ), *Hemiptera* ( $r=0.81$ ), *Coleoptera* larvae ( $r=0.76$ ), *Stylommatophora* ( $r=0.75$ ), and *Hymenoptera* ( $r=0.73$ ). In contrast, the phylum *Annelida*, represented by the order

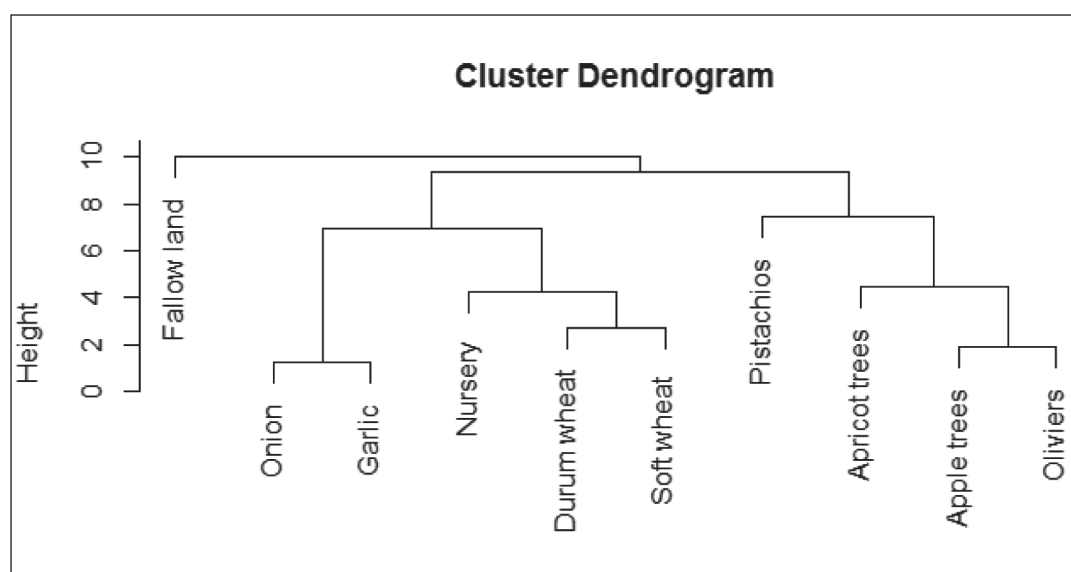


Fig. 2. Dendrogram presenting the connection distance for the sampled areas (Onion, garlic, durum wheat, soft wheat, fallow land, apple trees, olive trees, apricots trees, and pistachios).



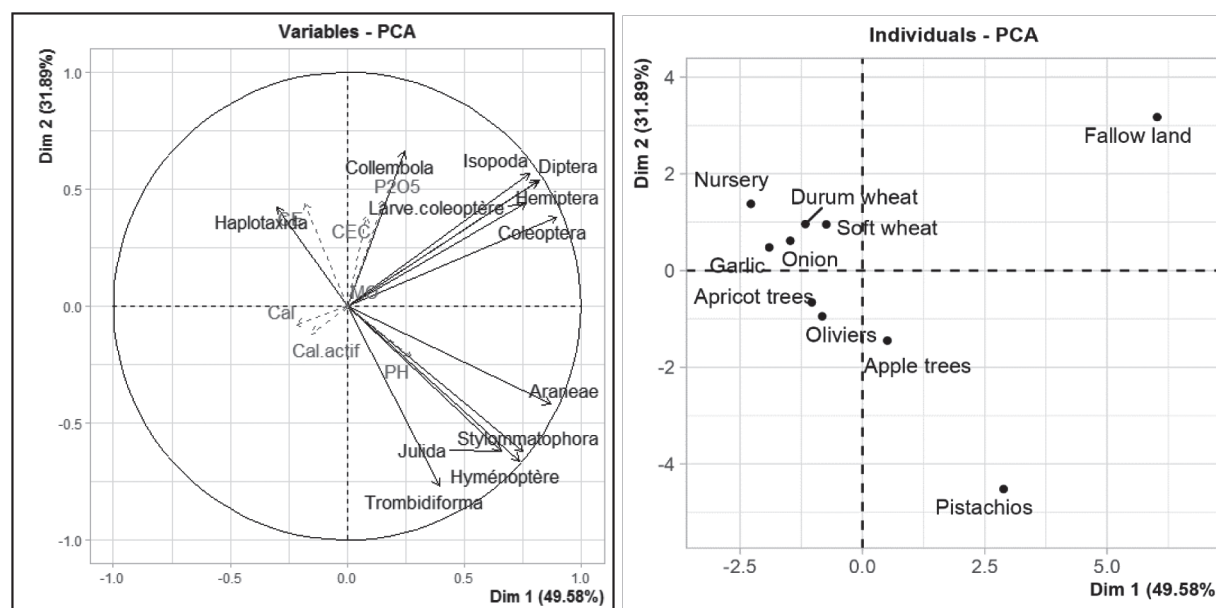


Fig. 3. Principal component analysis of the relationship between edaphic arthropod groups and soil physicochemical attributes and planting areas: Onion, garlic, durum wheat, soft wheat, fallow land, apple trees, olive, apricots trees, and pistachios.

*Haplotaxida*, shows negative correlations ( $r=-0.29$ ). This component isolates the fallow site, as well as pistachio and apple orchards, which have high litter accumulation rates and harbor particularly high populations of litter-dwelling arthropods, including beetles and larvae, mainly found in market garden crops and durum and soft wheat.

Axis II clearly distinguishes between systems dominated by *Hymenoptera* and *Stylogmatophora* and those dominated by *Coleoptera*. It also differentiates agroforestry systems from other systems, highlighting specific associations between land-use types and invertebrate community composition.

Regarding the interaction between soil physical and chemical attributes and the presence of macroinvertebrates, Axis II emphasizes variables such as P2O5, cation exchange capacity (CEC), pH, and organic matter content, which are positioned at the intersection of the two axes and seem to favor the prosperity of most organisms in environments rich in these elements. This study illuminates the correlation between the chemical and physical characteristics of the soil and the presence of soil macroinvertebrates. Consequently, it is evident that the majority of macroinvertebrates are associated with pH, organic matter, and certain mineral salts. This is consistent with findings from other studies, most notably [48], which discovered correlations between soil pH and the total number of microarthropods in the litter. [49] found positive correlations between pH and soil abundance, and these results are similar. The variation may be attributed to the correlation between pH and soil organic matter, as highlighted by [50], which underlined that “the range of tolerance to soil pH depends on the species” and gave less weight to the pH factor. According to [51], the diversity and distribution of soil arthropods in arid farms were significantly influenced by the pH of the soil.

## Conclusion

This paper presents the first published results concerning soil macroinvertebrates in various cropping systems observed at an experimental station in Oum El Bouaghi, eastern Algeria. These systems were found to host a less diverse macroinvertebrate community than in other parts of the world. Soil fauna diversity was affected by land use, and a large dissimilarity was found in systems with agricultural occupations (Onion, garlic, durum wheat, soft wheat, fallow land, apple trees, olive trees, apricot trees, and pistachios).

Biodiversity indices showed that each land use presented dominant patterns with different degrees of relevance to the ecosystem. The fallow plot showed the greatest diversity ( $S=11$ ,  $H'=1.79$ ), reflecting the balanced distribution of taxonomic groups. This was an environmental response to the homogeneous management of the area. Pistachio was characterized by significant abundance, which is attributed to a greater accumulation of plant litter and organic matter, highlighting the impact of orchard management on biodiversity and soil biological activity.

The significant correlations between all soil macrofaunal groups and selected soil chemical properties show that soil chemical and physical characteristics may indirectly play a role in influencing the density, distribution, and structure of macrofaunal communities.

To ensure the preservation and sustainable management of soil fauna on a global scale, it is crucial to develop innovative study methods and foster international collaboration to compare data. Raising awareness and educating the public about the importance of preserving these often-overlooked ecosystems is also essential. By integrating these approaches, we can deepen our knowledge

of soil fauna and take effective action for its conservation worldwide, helping to maintain biodiversity, soil fertility, and the sustainability of agricultural and natural ecosystems.

### Author Contributions

All authors contributed equally to this work.

### Acknowledgements

The researchers want to convey their deep and sincere gratitude towards Professor Nouredine GHERRAF for providing invaluable guidance.

### Conflict of Interest

The authors declare no conflict of interest.

### References

- ELDRIDGE D.J., DING J., TRAVERS S.K. A global synthesis of the effects of livestock activity on hydrological processes. *Ecosystems*, **25** (8), 1780, **2022**.
- BYRNE L.B. The essence of soil biodiversity. *Conservation Letters*, **15** (6), e412900, **2022**.
- JUNIOR E.S., WADT L.D.O., SILVA K., LIMA R., BATISTA K., GUEDES M., CARVALHO G., CARVALHO T., REIS A., LOPES G. Natural variation of selenium in Brazil nuts and soils from the Amazon region. *Chemosphere*, **188**, 650, **2017**.
- ROY S., ROY M., JAISWAL A., BAITHA A. Soil arthropods in maintaining soil health: thrust areas for sugarcane production systems. *Sugar Technology*, **20**, 376, **2018**.
- IDA T.Y., TAKANASHI K., TAMURA M., OZAWA R., NAKASHIMA Y., OHGUSHI T. Defensive chemicals of neighboring plants limit visits of herbivorous insects: Associational resistance within a plant population. *Ecology and Evolution*, **8** (24), 12981, **2018**.
- ABABSA N., BOUDJABI S., CHENCHOUNI H. Biochar amendments changed soil properties and improved cereal crop growth under salt stress. *Journal of Soil Science and Plant Nutrition*, **23** (4), 4912, **2023**.
- LI Y., CHEN Z., WAGG C., CASTELLANO M.J., ZHANG N., DING W. Soil organic carbon loss decreases biodiversity but stimulates multitrophic interactions that promote belowground metabolism. *Global Change Biology*, **30** (1), e17101, **2024**.
- CIFUENTES-CROQUEVIELLE C., STANTON D.E., ARMESTO J.J. Soil invertebrate diversity loss and functional changes in temperate forest soils replaced by exotic pine plantations. *Scientific Reports*, **10** (1), 7762, **2020**.
- JOIMEL S., CHASSAIN J., ARTRU M., FABURÉ J. Collembola are Among the Most Pesticide-Sensitive Soil Fauna Groups: A Meta-Analysis. *Environmental Toxicology and Chemistry*, **41** (10), 2333, **2022**.
- LAVELLE P., MATHIEU J., SPAIN A., BROWN G., FRAGOSO C., LAPIED E., DE AQUINO A., BAROIS I., BARRIOS E., BARROS M.E. Soil macroinvertebrate communities: A world-wide assessment. *Global Ecology and Biogeography*, **31** (7), 1261, **2022**.
- BEDANO J.C., DOMÍNGUEZ A., AROLFO R., WALL L.G. Effect of Good Agricultural Practices under no-till on litter and soil invertebrates in areas with different soil types. *Soil and Tillage Research*, **158**, 100, **2016**.
- GRIFFITHS H.M., ASHTON L.A., PARR C.L., EGGLETON P. The impact of invertebrate decomposers on plants and soil. *New Phytologist*, **231** (6), 2142, **2021**.
- HEDÉNEC P., JIMÉNEZ J.J., MORADI J., DOMENE X., HACKENBERGER D., BAROT S., FROSSARDA., OKTABAL., FILSER J., KINDLMANN P. Global distribution of soil fauna functional groups and their estimated litter consumption across biomes. *Scientific Reports*, **12** (1), 17362, **2022**.
- NADRAG K., NOUAA., HOURIA H., RANDAI. Earthworm effect on invertebrate community under Olive tree ecosystem in Semi-arid Region of Algeria. *Polish Journal of Entomology*, **91** (1), 11, **2022**.
- PARKHURST T., PROBER S.M., HOBBS R.J., STANDISH R.J. Global meta-analysis reveals incomplete recovery of soil conditions and invertebrate assemblages after ecological restoration in agricultural landscapes. *Journal of Applied Ecology*, **59** (2), 358, **2022**.
- SOFO A., MININNI A.N., RICCIUTI P. Soil macrofauna: A key factor for increasing soil fertility and promoting sustainable soil use in fruit orchard agrosystems. *Agronomy*, **10** (4), 456, **2020**.
- BASTIDA F., ELDRIDGE D.J., ABADES S., ALFARO F.D., GALLARDO A., GARCÍA-VELÁZQUEZ L., GARCÍA C., HART S.C., PÉREZ C.A., SANTOS F. Climatic vulnerabilities and ecological preferences of soil invertebrates across biomes. *Molecular Ecology*, **29** (4), 752, **2020**.
- ROSS G.M., BERG M.P., SALMON S., NIELSEN U.N. Phylogenies of traits and functions in soil invertebrate assemblages. *Austral Ecology*, **47** (3), 465, **2022**.
- SCHIRMEL J., ALBERT J., KURTZ M.P., MUÑOZ K. Plasticulture changes soil invertebrate assemblages of strawberry fields and decreases diversity and soil microbial activity. *Applied Soil Ecology*, **124**, 379, **2018**.
- LORENZ R., ARGÜESO D., DONAT M.G., PITMAN A.J., VAN DEN HURK B., BERG A., LAWRENCE D.M., CHÉRU Y F., DUCHARNE A., HAGEMANN S. Influence of land-atmosphere feedbacks on temperature and precipitation extremes in the GLACE-CMIP5 ensemble. *Journal of Geophysical Research: Atmospheres*, **121** (2), 607, **2016**.
- LOCKETT M.T., JONES T.M., ELGAR M.A., GASTON K.J., VISSER M.E., HOPKINS G.R. Urban street lighting differentially affects community attributes of airborne and ground-dwelling invertebrate assemblages. *Journal of Applied Ecology*, **58** (10), 2329, **2021**.
- CIVIDANES F.J. Carabid beetles (Coleoptera: Carabidae) and biological control of agricultural pests in Latin America. *Annals of the Entomological Society of America*, **114** (2), 175, **2021**.
- HOUSTON W.A., BLACK R.L., WORMINGTON K.R. Grasslands of cleared woodlands have lower invertebrate diversity and different assemblages to remnant woodlands in grazed landscapes of eastern Australia. *Journal of Insect Conservation*, **27** (6), 999, **2023**.
- CAMPBELL J.W., TSALICKIS A., CUMINALE A., ABBATE A. Does allochthonous leaf litter structure terrestrial cave invertebrate assemblages? *Journal of Natural History*, **55** (15-16), 1021, **2021**.
- ZANDALINAS S.I., SENGUPTA S., FRITSCHI F.B., AZAD R.K., NECHUSHTAI R., MITTLER R. The impact of multifactorial stress combination on plant growth and survival. *New Phytologist*, **230** (3), 1034, **2021**.
- SHULTANA R., KEE ZUAN A.T., YUSOP M.R., SAUD H.M. Characterization of salt-tolerant plant growth-promoting rhizobacteria and the effect on growth and yield of saline-affected rice. *PLoS One*, **15** (9), e0238537, **2020**.
- DEVI R., KAUR T., KOUR D., RANA K.L., YADAV A., YADAV A.N. Beneficial fungal communities from different

- habitats and their roles in plant growth promotion and soil health. *Microbial Biosystems*, **5** (1), 21, **2020**.
28. ADEEL M., SHAKOOR N., SHAFIQ M., PAVLICEK A., PART F., ZAFIU C., RAZA A., AHMAD M.A., JILANI G., WHITE J.C. A critical review of the environmental impacts of manufactured nano-objects on earthworm species. *Environmental Pollution*, **290**, 118041, **2021**.
  29. CONRADO A.C., DEMETRIO W.C., STANTON D.W., BARTZ M.L., JAMES S.W., SANTOS A., DA SILVA E., FERREIRA T., ACIOLI A.N., FERREIRA A.C. Amazonian earthworm biodiversity is heavily impacted by ancient and recent human disturbance. *Science of the Total Environment*, **895**, 165087, **2023**.
  30. PRENDERGAST-MILLER M.T., JONES D.T., BERDENI D., BIRD S., CHAPMAN P.J., FIRBANK L., GRAYSON R., HELGASON T., HOLDEN J., LAPPAGE M. Arable fields as potential reservoirs of biodiversity: Earthworm populations increase in new leys. *Science of the Total Environment*, **789**, 147880, **2021**.
  31. SCHON N., DOMINATI E. Valuing earthworm contribution to ecosystem services delivery. *Ecosystem Services*, **43**, 101092, **2020**.
  32. RODRIGUEZ L., SUÁREZ J.C., PULLEMAN M., GUACA L., RICO A., ROMERO M., QUINTERO M., LAVELLE P. Agroforestry systems in the Colombian Amazon improve the provision of soil ecosystem services. *Applied Soil Ecology*, **164**, 103933, **2021**.
  33. ALLAOUA N., HAFID H., CHENCHOUNI H. Exploring groundwater quality in semi-arid areas of Algeria: Impacts on potable water supply and agricultural sustainability. *Journal of Arid Land*, **16** (2), 147, **2024**.
  34. NOCETO P.-A., MATHÉ A., ANGINOT L., VAN TUINEN D., WIPF D., COURT Y P.-E. Effect of rootstock diversity and grafted varieties on the structure and composition of the grapevine root mycobiome. *Plant and Soil*, **1**, **2024**.
  35. DORADO-LIÑÁN I., VALBUENA-CARABANA M., CAÑELLAS I., GIL L., GEA-IZQUIERDO G. Climate change synchronizes growth and iWUE across species in a temperate-submediterranean mixed oak forest. *Frontiers in Plant Science*, **11**, 509475, **2020**.
  36. HASTUTI E.D., IZZATI M., PRIHASTANTI E. Water uptake and salt accumulation under *Rhizophora stylosa* seedling planted in controlled salinity and inundation levels. *AACL Bioflux*, **16** (2), 1069, **2023**.
  37. BARROS-RODRÍGUEZ A., RANGSEEKAEW P., LASUDEE K., PATHOM-AREE W., MANZANERA M. Impacts of agriculture on the environment and soil microbial biodiversity. *Plants*, **10**, 2325, **2021**.
  38. MERINO A., OMIL B., PIÑEIRO V., BARROS N., SOUZA-ALONSO P., CAMPO J. Soil C dynamics after deforestation and subsequent conversion of arable cropland to grassland in humid temperate areas. *Science of The Total Environment*, **901**, 165793, **2023**.
  39. KANWAL S., RANAN., MAJEED W., MAQSOOD S. Population diversity of soil macro-fauna in cauliflower (*Brassica oleracea*) fields. *Pakistan Journal of Agricultural Sciences*, **60** (2), **2023**.
  40. DENNI R.T., AGUS A., JOKO W., ROSARIASTUTI R., SUMANI S., SUNTORO S., SUPRIYADI S. Relation of macrofauna diversity and chemical soil properties in rice field ecosystem, Dukuhseti district, Pati regency, Indonesia. *African Journal of Agricultural Research*, **15** (2), 240, **2020**.
  41. ROUSSEAU G., BURGOS-GUERRERO J., HERNÁNDEZ-GARCÍA L., GÓMEZ-CARDOZO E., TRIANA S., MEDINA J., DA SILVA K., CELENTANO D. Potential of slash-and-mulch system with legumes to conserve soil attributes and macrofauna diversity in Eastern Amazon. *Pedobiologia*, **95**, 150840, **2022**.
  42. ANYANGO J.J., BAUTZE D., FIABOE K.K., LAGAT Z.O., MURIUKI A.W., STÖCKLI S., RIEDEL J., ONYAMBU G.K., MUSYOKA M.W., KARANJA E.N. The impact of conventional and organic farming on soil biodiversity conservation: a case study on termites in the long-term farming systems comparison trials in Kenya. *BMC Ecology*, **20**, 1, **2020**.
  43. GUERRA C.A., BERDUGO M., ELDRIDGE D.J., EISENHAEUER N., SINGH B.K., CUI H., ABADES S., ALFARO F.D., BAMIGBOYE A.R., BASTIDA F. Global hotspots for soil nature conservation. *Nature*, **610** (7933), 693, **2022**.
  44. HILMI E., USMAN U., IQBALA. The External, Internal Factor and Ecosystem Services to Support Mangrove Rehabilitation Planning in North Coast of Jakarta. *Proceeding ICMA-SURE*, **2** (1), 186, **2023**.
  45. HAG HUSEIN H., LUCKE B., BÄUMLER R., SAHWAN W. A contribution to soil fertility assessment for arid and semi-arid lands. *Soil Systems*, **5** (3), 42, **2021**.
  46. AHMAD M., WANG X., HILGER T.H., LUQMAN M., NAZLI F., HUSSAIN A., ZAHIR Z.A., LATIF M., SAEED Q., MALIK H.A. Evaluating biochar-microbe synergies for improved growth, yield of maize, and post-harvest soil characteristics in a semi-arid climate. *Agronomy*, **10** (7), 1055, **2020**.
  47. ANUSHA B., BABU K.R., KUMAR B.P., SREE P.P., VEERASWAMY G., SWARNAPRIYA C., RAJASEKHAR M. Integrated studies for land suitability analysis towards sustainable agricultural development in semi-arid regions of AP, India. *Geosystems and Geoenvironment*, **2** (2), 100131, **2023**.
  48. NORRIS C.E., BEAN G.M., CAPPELLAZZI S.B., COPE M., GREUB K.L., LIPTZIN D., RIEKE E.L., TRACY P.W., MORGAN C.L., HONEYCUTT C.W. Introducing the North American project to evaluate soil health measurements. *Agronomy Journal*, **112** (4), 3195, **2020**.
  49. WIBOWO Y.S., KESUMADEWI A.A.I., SUWASTIKA A. Soil macrofauna community structure and biodiversity on organic and conventional vegetable land in Bedugul, Bali Island. *International Journal of Education and Research*, **9** (7), 103, **2021**.
  50. BALASUBRAMANIAN A., SIVAKUMAR B., CN H.P., SWATHIGA G., VASANTH V., THIRUMOORTHY P., BORA N.R., SJ M.P. Influence of Soil Invertebrates on Soil Decomposition. *Journal of Survey in Fisheries Sciences*, **10** (3), 618, **2023**.
  51. LANGRAF V., PETROVIČOVÁ K., SCHLARMANNOVÁ J., CHOVANCOVÁ Z. Changes in the community structure of epigeic arthropods in the conditions of ecological farming of pea (*Pisum sativum* L.). *Chilean Journal of Agricultural Research*, **82** (4), 527, **2022**.