

Cold Start with Ethanol-Blend Fuels and Influences on Non-Legislated Emissions of a GDI Flex Fuel Vehicle

Zbigniew Stępień^{1*}, Jan Czerwinski²

¹Performance Testing Department, Oil and Gas Institute – National Research Institute,
25A Lubicz St., 31-503 Krakow, Poland

²AFHB Laboratories for IC-Engines and Exhaust Emission Control, University of Applied Sciences Biel-Bienne,
5 Gwerdtstrasse St. CH-2560 Nidau, Switzerland

Received: 21 January 2017

Accepted: 3 March 2017

Abstract

Using bioalcohols as a renewable energy source to substitute a part of fossil energy traffic and increasing the sustainability of individual transportation are important objectives in several countries. The global share of Bioethanol used for transportation is continuously increasing. Ethanol is a biomass-based renewable fuel that can be produced by alcoholic fermentation of sugar beet, sugar cane, corn, and wheat (bio-ethanol), although petro-ethanol also exists, i.e., ethanol produced from fossil fuels. In the present tests we performed repeated cold starts performed with all investigated fuels, in two temperature ranges approaching 0°C and 20°C and with online measurement of different legislated and non-legislated emission components. The investigated fuel contained ethanol (E), in the portions of 10% and 85% by volume. The investigated vehicle represented a newer state of technology and an emission level of Euro 5. The engine works with homogenous GDI concept and with 3-W-catalyst (3WC). Since there is a special concern about the particle emissions of gasoline cars with direct injection, the nanoparticle counts measurements were systematically performed. The non-legislated gaseous emissions were tested at the tailpipe with FTIR, this with special focus on NH₃, HCHO (formaldehyde), and MeCHO (acetaldehyde).

Keywords: ethanol blend fuels, cold start, non-legislated emissions, GDI flex fuel vehicle

Introduction

Thanks to the development of very powerful and reliable electronic control systems, in recent years a gasoline-ethanol operation up to E85 is possible in flex fuel vehicles (FFV). The engine electronic control unit

recognizes automatically the portion of ethanol and adapts the parameterization of the engine calibration, respectively, to obtain the desired performance and emissions below legal limits. Information about ethanol content after each tank filling is provided by an Ethanol-sensor, [1] together with the OBD-control of the Lambda regulation, [2-4]. In the tested vehicle in this work we did not use an Ethanol sensor, but instead a PE (percentage ethanol) adaptive algorithm of the ECU.

Several manufacturers have introduced the FFV

*e-mail: stepien@inig.pl

variants and published extensive information about their R&D and performance: GM/Saab [2-3], Toyota [4], and VW [5]. The durable operation with ethanol needs several precautions: improvements of materials and surfaces of parts of combustion chamber, all plastic materials having contact with fuel, and the fuel and injection system. Functions of the electronic control of the engine have to be adapted to consider the changing heat value of the fuel and different oxygen content while changing the ethanol portion during refueling.

The use of ethanol interferes with lube oil and causes a quicker degradation of lubricating and cleaning properties [6-8].

In long-term operation deposits are formed in the injectors, in the intake manifold, on the intake valves, and in the combustion chamber. These deposits are prevented by special additives to the fuel, which in turn have to be developed and adapted for operation with ethanol [9-10].

Cold start and especially winter cold start is more difficult with higher ethanol content in the fuel due to the narrow evaporation range. The solutions are: double-tank-system (Brazilian market) or electrical preheating of engine and of the fuel system (EU & US markets) [3, 11].

Increasing the ethanol portion in fuel results in higher oxygen content, and the effects are similar to the leaning of the engine operation. The legislated CO and HC gaseous emissions are usually reduced [12-14]. The influence on NO_x can be different depending on the range of the equivalence ratio Λ and in modern engines depending on the parameter setting of the ECU (first of all the spark timing).

The nanoparticles (NP) were previously a non-legislated emission component, but they became an important research topic since the first introduction of legal nanoparticle count limits (Euro 5b) for DI SI passenger cars in EU beginning in 2013.

In this situation the NP and especially the metal oxide emissions from additive packages of lube oils and fuels become an important subject for all kinds of engines. Lube oil contributes to NP emissions, especially at cold start [15-19]. These new aspects were investigated with ethanol blend fuels Exx.

Investigations of particle emissions of light-duty vehicles (GDI and MPI) during winter cold start (in the range of -8°C) revealed that most of the total exhaust particles were solid soot and only a small fraction were semi-volatile [20].

Important knowledge about soot (particle) formation and control "in cylinder" was contributed by experimental research with optical access to the combustion chamber [21, 22]. The portion of fuel which during the combustion process stays on the combustion chamber wall is incompletely burned and is a major source of (nano) particles. This fuel portion can of course interact with the lube oil layer (on the wall) and implicate parts of lube oil in this incomplete combustion. The application of an oxygenated fuel tendentially improves oxidation and partially compensates for the drawbacks of the imperfect mixture preparation.

Further gaseous substances, which may be present under certain conditions in very low concentrations in the exhaust gases, are considered to be potential candidates for future legal limitation. These non-legislated emission components are: ammonia (NH_3), nitrogen dioxide (NO_2), and nitrous oxide (N_2O ; also called together with NO as RNC ... reactive nitrogen compounds), formaldehyde (HCHO), and acetaldehyde (MeCHO) – all of which are quite easy measured and indicated with FTIR.

Production of ammonia (NH_3) in the exhaust of gasoline cars with 3WC was demonstrated in [23-26], especially at transient operations with rich excursions of Λ . The development of the catalyst washcoat, its oxygen storage capacity, and the dynamic accuracy of Λ regulation are important tools for minimizing the Λ excursions during transients, and with that to reduce the peaks of: NO/NO_x in lean and NH_3 in rich deviations, [23, 27].

Nitrous oxide (N_2O) was focused by the U.S. EPA as a greenhouse gas of a very high potential [28-29] and has started to be investigated by some researchers [25-26, 30-31].

The aldehydes (HCHO and MeCHO) as products of an incomplete oxidation of alcohols are supposed to produce peak concentrations at cold start.

All the gaseous non-legislated components were little investigated in connection with E85 operation. From the research of the authors we can state that with a correctly working 3WC (at warm operation of the presented FFV vehicle) there are usually no measurable concentrations of NO_2 and N_2O , and the HCHO values show noise below 1 ppm [12].

Material and Methods

The tests were performed with a new (Euro 5) flex fuel vehicle Volvo V60 GDI (gasoline direct injection), which is a reference vehicle for several projects concerning NP (nanoparticles < 999 nm) research from gasoline engines (Table 1).

The gasoline used was from the Swiss market, RON (research octane number) 95, according to SN EN228. For the tests a charge of fuel was purchased to maintain the unchanged chemistry.

As further variants we used ethanol blend fuels E10 and E85. These are respectively blends with 90% by volume gasoline and 10% by volume ethanol, or with 15% by volume gasoline and 85% by volume ethanol. The blend fuels were prepared on the basis of E85 purchased on the Swiss market. Table 2 summarizes the most important parameters of the fuels.

The tests were performed on a chassis dynamometer (Schenk 500 GS 60) with a CVS (constant volume sampling) system (Horiba CVS-9500 T) and with the exhaust gas measuring system for legislated components (Horiba MEXA-9400H). The non-legislated gaseous components were analyzed with FTIR (Fourier transform infrared analyzer) measuring raw emissions at the

Table 1. Data of tested vehicle.

Vehicle	Volvo V60 T4F
Engine code	B4164T2
Number and arrangement of cylinder	4 / inline
Displacement cm ³	1596
Power kW	132 @ 5700 rpm
Torque Nm	240 @ 1600 rpm
Injection type	DI
Curb weight kg	1554
Gross vehicle weight kg	2110
Drive wheel	Front-wheel drive
Gearbox	a6
First registration	27.01.2012
Exhaust	EURO 5a

tailpipe. An FTIR spectrometer (AVL SESAM) offers the possibility of simultaneous, time-resolved measurement of approx. 30 emission components, including: NO, NO₂, NO_x, NH₃, N₂O, HCN, HNCO, HCHO, MeCHO, and ETOH.

The presented THC results originate from the CVS FID (flame ionization detector) and do not involve the correction for ETOH content from FTIR. Nanoparticles were measured with SMPS (scanning mobility particle sizer) in three phases of the test duration and online with CPC (condensation particle counter) – SMPS: DMA (differential mobility analyzer) TSI 3081 and CPC TSI 3772 (9.8-429 nm).

For dilution and sample preparation we used an ASET (system of aerosol sampling and evaporation tube) containing:

- Primary dilution air: MD19 tunable minidiluter (Matter Eng. MD19-2E).
- Secondary dilution air: dilution of the primary diluted and thermally conditioned measuring gas on the outlet of evaporative tube.

Table 2. Parameters of used fuels.

		Gasoline	Ethanol C ₂ H ₅ OH	n-Butanol C ₄ H ₁₀ O	E10	E85
Density 15°C	[g/cm ³]	0.737	0.789	0.806	0.742	0.781
Stoichiometric air/fuel ratio	[-]	14.6	9.0	11.10	14.0	9.8
Lower calorific value	[MJ/kg]	43.0	26.8	33.12	41.3	28.9
Oxygen content	[%m]	1.7	34.8	21.6	5.0	31.2
Boiling point	[°C]	30-200	78.5	118	30-200	30-200
Research octane Nbr.	[-]	95	110	99	97	108
Latent heat of evaporation	[kJ/kg]	420	900	343	471	832

- Thermoconditioner (TC): sample heating at 300°C.

For cold starts (CS), two ranges of start temperature were considered: summer cold start (20 to 25°C, conditioning in the test hall), or mild winter cold start (-2 to 4°C, conditioning outside in the cold-weather period). For simplification of titles and descriptions these temperature ranges will be designed as 20°C and 0°C.

In the preliminary tests with gasoline two variants of cold start were investigated:

- a) Cold start at idling (without chassis dynamometer).
- b) Cold start with acceleration to 20 km/h and $v = \text{const.} = 20 \text{ km}$ on the chassis dynamometer; braking resistances were set according to legal prescriptions and they responded to the horizontal road.

It was stated after this test period that the CS on chassis dynamometer (with 20 km/h) does not bring any further information potentials, and further research was generally limited to the CS at idling.

The vehicle, which was conditioned outside for the mild winter CS, was pushed into the test hall, attached to the measuring systems, started, and operated in the conditions of the hall (intake air 20-25°C). After the test, the vehicle was conditioned by driving an NEDC (new European driving cycle) on the chassis dynamometer.

Results and Discussion

The emission results are represented as time-courses during the cold start (CS) and warm-up phase until 10 min. after start. Each configuration of CS was performed at least three times and the represented plots are averages from three attempts. The results from single days (not represented here) show repetitive tendencies with certain fluctuation of peak values. Figs 1 and 2 show gaseous emissions, comparing ethanol blend fuels E0/E10/E85 in two temperature domains of the CS: 0°C and 20°C.

The values of CO, HC, HCHO (formaldehyde) and ETOH (ethanol) have generally a strong peak in the first 60-80 s after start. At higher start temperature (20°C) these peak values are lower. For CO and HC there is no tendency of peak values considering the fuel quality (E0/E10/E85). The peak values of HCHO and of ETOH nevertheless are with E85 the highest.

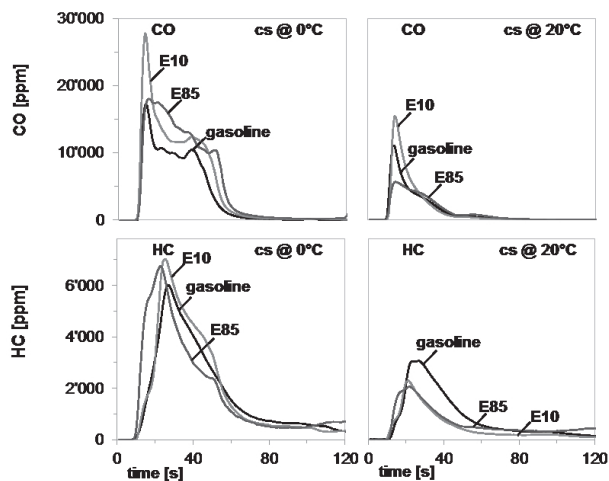


Fig. 1. Comparison of gaseous emissions during cold start at idling with different fuels, measured with FTIR at tailpipe.

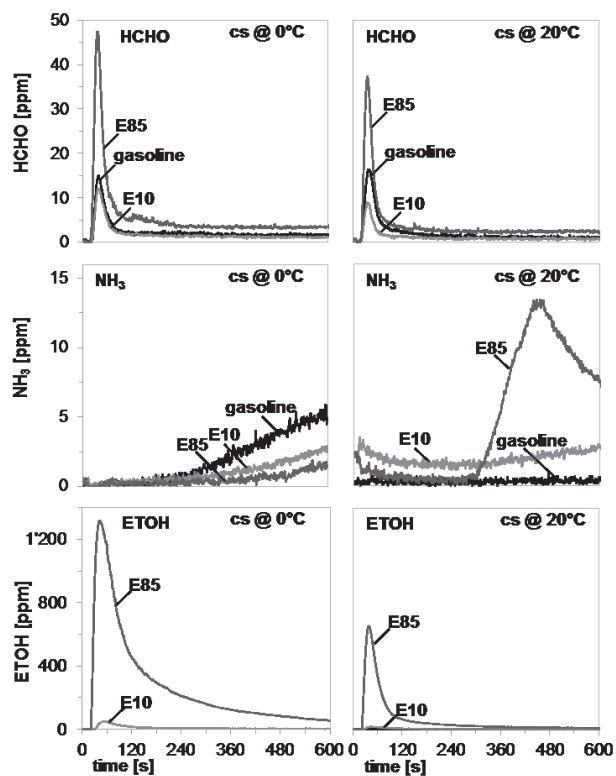


Fig. 2. Comparison of gaseous emissions during cold start at idle with different fuels, measured with FTIR at tailpipe.

NH_3 is zero at start, but it increases during the warm-up period up to 6 ppm after 10 min. The exception is with E85 at 20°C, where NH_3 has a stronger increase (up to 13 ppm). This is due to random conditions promoting NH_3 production, like: dispersion of the engine emission profile, store-release effects in the exhaust system, local enrichment regions in the catalyst and/or heterogeneous heating of the catalyst. It is known from previous research [32] that certain NH_3 -peaks appear randomly even in repetitive driving conditions at warm operation.

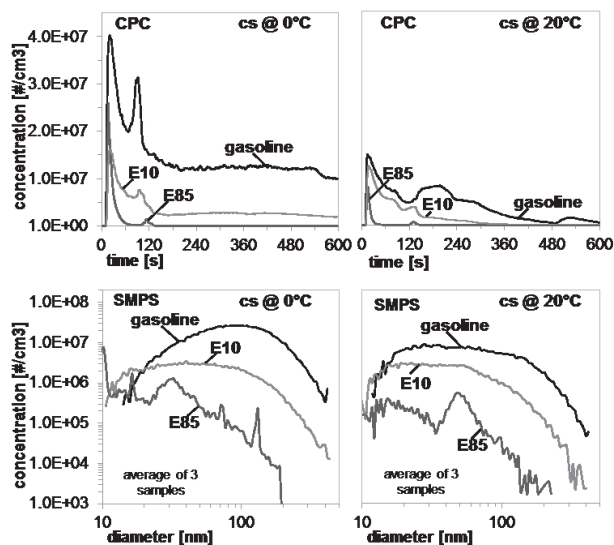


Fig. 3. Comparison of particle counts during cold start at idling with different fuels, measured with both systems at tailpipe.

Fig. 3 compares the nanoparticle emissions with the fuels E0/E10/E85 at CS in both temperature ranges 0°C and 20°C. CPC (condensation particle counter) measures the particle numbers of all particle sizes according to the PMP-guidelines. SMPS (scanning mobility particle sizer) measures the particle numbers in function of their size.

The SMPS-particle size distributions were taken in the successive parts of the warm-up period: 1) 0-120 s, 2) 120-300 s, and 3) 300-600 s.

The successive SMPS-scans of each CS-attempt (not represented here) clearly showed the lowest PC-level of the latest sample. The 1st sample was well repeatable and the PSDs in Fig. 3 are averages from three cold starts of the first scan (in the period 0-120 s). The CPC signals at 0°C have a second peak after approximately 2 min. This is visible particularly with gasoline (E0). This peak is a repeatable event, and it can also be found in other emission courses (like N_2O) and it is attributed to the changes introduced by the engine ECU in function of temperature, like possible catalyst heating, switching of internal EGR by vario cams, or heat management.

The most important information of Fig. 3 is that with increasing Exx-content of fuel the PN-emissions are significantly reduced. Also, the higher temperature of CS lowers the PN-values, which is clearly visible with the transient measuring method (CPC) and less visible with the quasi-stationary results (SMPS).

Fig. 4 shows production of N_2O during the cold-start and warm-up phases. The peak values are considerable at 0°C (up to 45 ppm with E0) and the highest peaks are not at start, but approximately 100 s after start (at 0°C), provoked by the engine ECU. At 20°C the peak values with all fuels are nearly equal (10 ppm) and approx. 60 s after the start. It appears that the fuel quality at 20°C has no influence on the N_2O -values. At 20°C there are other maxima of N_2O after 5-6 min. These maxima do not exist at 0°C.

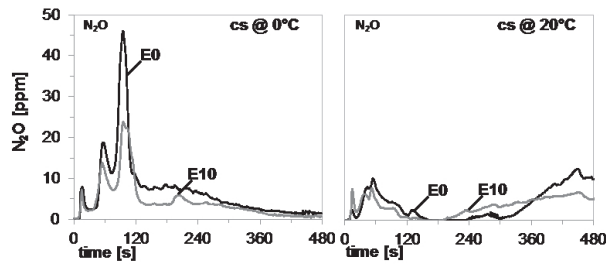


Fig. 4. N₂O-emissions at cold start with E0/E10.

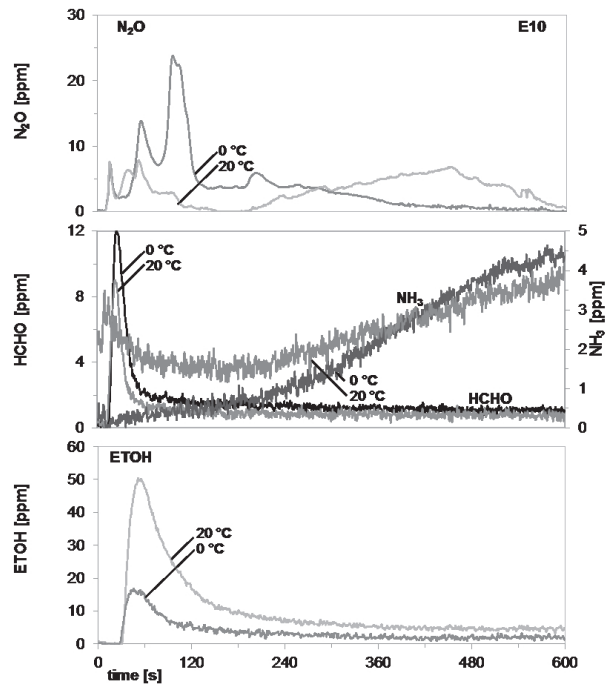


Fig. 5. Influence of start temperature (0°C and 20°C) on exhaust emissions during cold start and warm-up at idling (example E10).

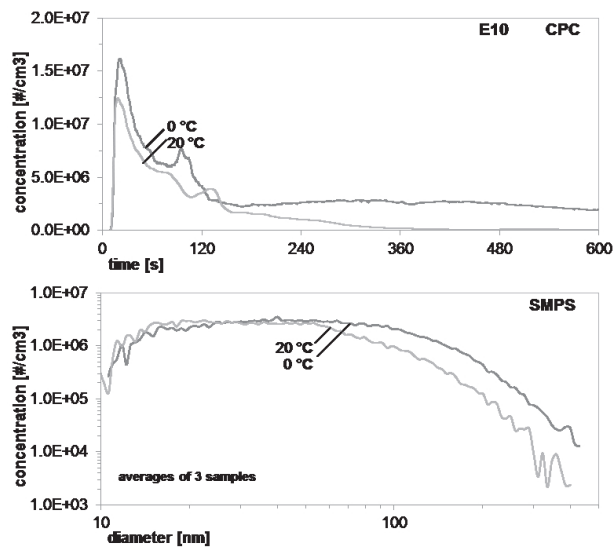


Fig. 6. Influence of start temperature (0°C and 20°C) on nanoparticles during cold start and warm-up at idling (example E10).

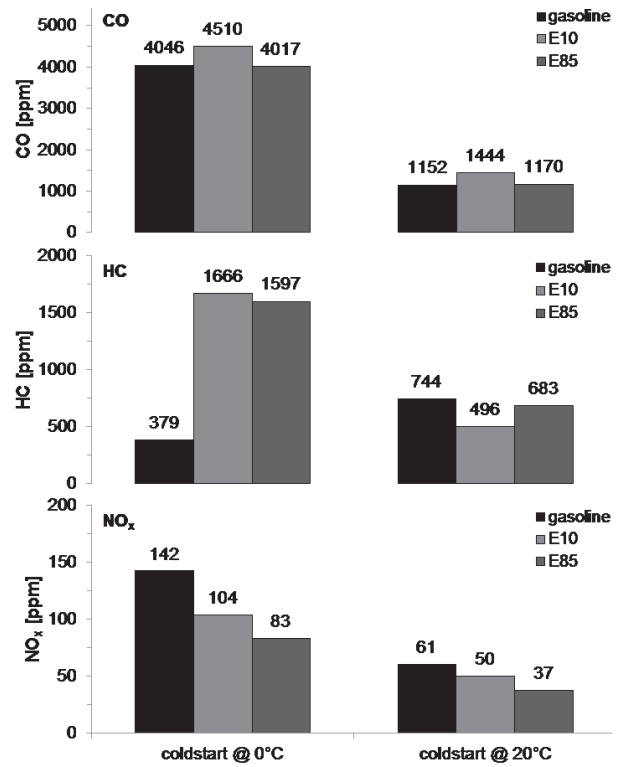


Fig. 7. Integral average values of exhaust emissions with different fuels in the first 2 min. after cold start (0°C and 20°C) at idling.

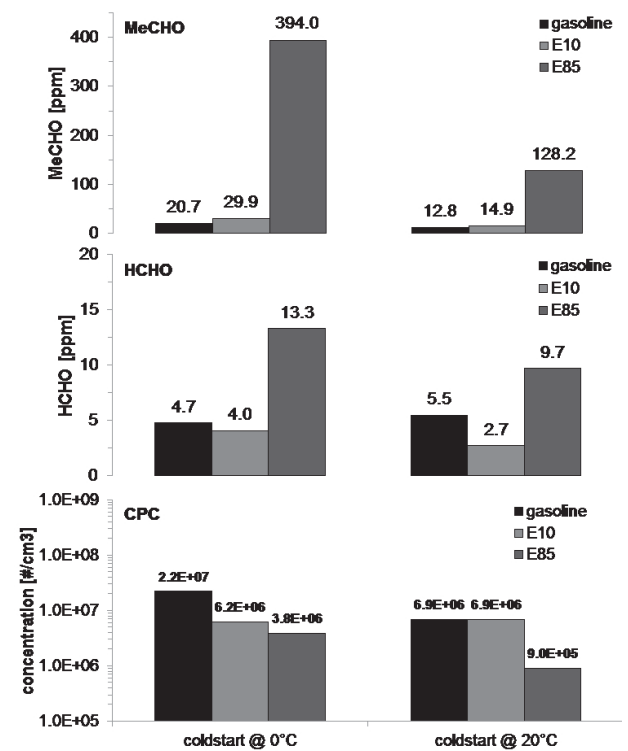


Fig. 8. Integral average values of gaseous and nanoparticle emissions with different fuels in the first 2 min. after cold start (0°C and 20°C) at idling.

Figs 5 and 6 represent the influence of the cold start temperature as examples of some emission components with E10. With the lower temperature of CS there is a higher production of N₂O, HCHO, ETOH, and PN (CPC). This statement is also valid for the other components, which are represented in other figures of this paper: CO, HC, NO_x, and MeCHO.

Generally the emission level is reduced with progressing warm-up from part 1 to part 3. Only NH₃ behaves inversely and it has a tendency to increase during the warm-up.

Figs 7 and 8 summarize the emissions as integral average values in the first two minutes after CS. For CO, HC, and NO_x the emissions are lower at the higher start temperature. With increasing ethanol content the NO_x values decrease. For non-legislated gaseous components there is a finding of considerable increased values of MeCHO and HCHO with E85.

Conclusions

From the obtained results the following statements have to be mentioned:

With higher Ethanol content there are:

- Higher peaks of formaldehyde (HCHO) and acetaldehyde (MeCHO) at start.
- A lower increase of NH₃ after 600 s at 0°C and a higher increase of NH₃ after 600 s at 20°C.
- A lower NP value, both: average of CPC-and average of SMPS-signals.

With increased temperature at start (20°C instead of 0°C) there are:

- Lower peaks of CO and NO_x.
- Lower peaks of MeCHO and of HCHO.
- Lower peaks of ETOH.
- Lower peak values of N₂O after start.
- Lower peaks of CPC and mostly lower SMPS PC-concentrations.

Regarding the warm-up period in three successive parts with increasing temperature level of the engine it can be noted that generally the emission level is reduced with progressing warm-up from parts 1 to 3. Only NH₃ behaves inversely, increasing after 540 s in some test series up to max. 6 ppm.

Abbreviations

AFHB	- Abgasprüfstelle FH Biel, CH
ASET	- Aerosol Sampling and Evaporation Tube
ASTRA	- Amt für Strassen (CH)
BAFU	- Bundesamt für Umwelt (FOEN)
BfE	- Bundesamt für Energie (FOE)
CADC	- Common Artemis driving cycle
CLA	- Chemiluminescent analyzer
CLD	- Chemiluminescent detector
CPC	- Condensation particle counter
CS	- Cold start

CVS	- Constant volume sampling
DF	- Dilution factor
DI	- Direct injection
DMA	- Differential mobility analyzer
ECU	- Electronic control unit
EMPA	- Eidgenössische Material Prüf- und Forschungsanstalt
EUUDC	- Extra urban driving cycle
EU	- European Community
EV	- Erdöl Vereinigung
FFV	- Flex fuel vehicle
FID	- Flame ionization detector
FOE	- Federal Office of Energy
FOEN	- Federal Office of the Environment
FTIR	- Fourier transform infrared analyzer
GDI	- Gasoline direct injection
HC	- Unburned hydrocarbons
HCHO	- Formaldehyde
HCN	- Hydrocyanic acid
HNCO	- Isocyanic acid
MD	- Minidiluter
MS	- Mass spectroscopy
NO	- Nitrogen monoxide
NO ₂	- Nitrogen dioxide
N ₂ O	- Nitrous oxide
NH ₃	- Ammonia
NO _x	- Nitric oxides
NP	- Nanoparticles < 999 nm
OBD	- On-board diagnostics
PC	- Particle counts (integrated)
PMP	- Particle Measuring Program of the GRPE
PN	- Particle numbers
PSD	- Particle size distribution
RON	- Research octane number
SMPS	- Scanning mobility particle sizer
SP	- Sampling position
SSC	- Steady state cycle
TC	- Thermoconditioner
Texh	- Exhaust gas temperature at tailpipe
THC	- Total hydrocarbons
TPN	- Total particle number
TWC	- Three-way catalyst
ULSD	- Ultra-low sulphur Diesel
VSS	- Verband der Schweizerischen Schmierstoffindustrie
WLTC	- Worldwide harmonized light-duty test cycle
WLTP	- Worldwide harmonized light-duty test procedure
3WC	- Three-way catalyst

References

1. FAHRENBRUCH A., BACHMANN J. 1) Ethanol Sensors for Flex Fuel Operation. MTZ Sept. **9**, 732, **2008**.
2. BERGSTRÖM K., MELIN S.-A., JONES C. The New ECOTEC Turbo BioPower Engine from GM powertrain – Utilizing the Power of Nature's resources. 28. Internationales Wiener Motoren-Symposium, Bd. **2**, 47, **2007**.
3. BERGSTRÖM K., NORDIN H., KÖNIGSTEIN A.,

- MARRIOTT C., WILES M. ABC – Alcohol Based Combustion Engines – Challenges and Opportunities. 16. Aachener Kolloquium Fahrzeug- und Motorentechnik, Bd. 2, 1031, **2007**.
4. KAWAI T., TSUNOOKA T., CHIBA F., UDA H., SONODA Y. Effect of High Concentration Ethanol on SI Engine Cold Startability and Emissions. 16. Aachener Kolloquium Fahrzeug- und Motorentechnik, Bd. 2, 1075, **2007**.
 5. HADLER J., SZENGEL R., MIDDENDORF H., SPERLING H., GRÖER H-G., TILCHNER L. 1.4 l 118kW TSI engine for E85 operation - the extension of the consumption-favorable spark-ignition engines line from Volkswagen. 32. Internationales Wiener Motorensymposium, Bd. 1, 263, **2011**.
 6. SCHWARZE H., BROUWER L., KNOLL G., LONGO C., KOPNARSKI M., EMRICH S. Effect of ethanol fuel E85 on lubricant degradation and wear in spark-ignition engines. MTZ, April 4, 286, **2010**.
 7. ARTMANN Ch., RABL H-P., FAULSTICH M. Online determination of lubricant oil dilution in spark-ignition engines. MTZ, Januar 1, 70, **2012**.
 8. KÜPPER C., ARTMANN Ch., PISCHINGER S., RABL H-P. Lube-oil dilution of spark-ignition direct-injection engines in cold start conditions. MTZ, September 9, 710, **2013**.
 9. DUMONT R. J., CUNNINGHAM L. J., OLIVER M. K., STUDZINSKI W. M., GALANTE-FOX J. M. Controlling Induction System Deposits in Flexible Fuel Vehicles Operating on E85. SAE Technical Paper 2007-01-4071, **2007**.
 10. GALANTE –FOX J.M., VON BACHO P., NOTARO C., ZIZELMAN J. E-85 Fuel Corrosivity: Effects on Port Fuel Injector Durability Performance. SAE Technical Paper 2007-01-4072, **2007**.
 11. GREFF A., BRANDL A., SCHULZE T., KAPPHAN F. Extended range of optimal combustion in flex-fuel operation. MTZ September 9, 668, **2011**.
 12. CZERWINSKI J., COMTE P., STEPIEN Z., OLEKSIK S. Effects of Ethanol Blend Fuels E10 & E85 on the Non-Legislated Emissions of a Flex Fuel Passenger Car. SAE Technical Paper 2016-01-0977, **2016**.
 13. AGARWAL J., ALAM M., JAISWAL A., YADAV K., KUMAR N. Comparative Study of Emissions and Performance of Hythane Boosted SI Engine Powered by Gasoline-Ethanol Blend. SAE Technical Paper 2016-01-1281, **2016**.
 14. WANG X., GE Y., ZHANG CH., LIU J., PENG Z., GONG H.: Estimating Ozone Potential of Pipe-out Emissions from Euro-3 to Euro-5 Passenger Cars Fuelled with Gasoline, Alcohol-Gasoline, Methanol and Compressed Natural Gas. SAE Technical Paper 2016-01-1009, **2016**.
 15. CHAN T.W., MELOCHE E., KUBSH J., BREZNY R., ROSENBLATT D., RIDEOUT G. Impact of Ambient Temperature on Gaseous and Particle Emissions from a Direct Injection Gasoline Vehicle and its Implications on Particle Filtration. SAE Technical Paper 2013-01-0527, **2013**.
 16. SONNTAG D.B., BAILEY Ch.R., FULPER C.R., BALDAUF R.W. Contribution of Lubricating Oil to Particulate Matter Emissions from Light-Duty Gasoline Vehicles in Kansas City. Environment Science & Technology, 27 (2), 4191, **2012**.
 17. PORTER S. Particle Number Emissions of Gasoline Hybrid Electric Vehicle. MTZ, April 4, 278, **2012**.
 18. BUTLER A.D., SOBOTOWSKI R.A., HOFFMAN G.J., MACHIELE P. Influence of Fuel PM Index and Ethanol Content on Particulate Emissions from Light-Duty Gasoline Vehicles. SAE Technical Paper 2015-01-1072, **2015**.
 19. EIFLER G., NEUMANN R., HERZBERGER C. Particulate Emission Development at SI- Engines for Future RDE-Demand. 9th International Exhaust Gas and Particulate Emissions Forum 23/24 February, 168, **2016**, Ludwigsburg, Germany.
 20. BADSHAH H., KITTELSON D., NORTHROP W. Particle Emissions from Light-Duty Vehicles during Cold-Cold Start. SAE Technical Paper 2016-01-0997, **2016**.
 21. MIKLAUTSCHITSCH M., DURST B., GIERL R., RUBBERT S., UNTERWEGER G., PHILIPP H. Experimental analysis of soot formation in BMW TwinPower Turbo Engines by Simultaneous Use of High-Speed Endoscopy and Fiberoptic Instrumented Spark Plug. 12th International Symposium on Combustion Diagnostics, May 10th/11th, 36, **2016**, Baden-Baden, Germany.
 22. LUCACHICK G., AVENIDO A., WATTS W., KITTELSON D., NORTHROP W. Efficacy of In-Cylinder Control of Particulate Emissions to Meet Current and Future Regulatory Standards. SAE Technical Paper 2014-01-1597, **2014**.
 23. HEEB N., FORSS A-M., BRÜHLMANN S., LÜSCHER R., SAXER Ch., HUG P. Three-Way Catalyst-Induced Formation of Ammonia – Velocity- and Acceleration-Dependent Emission factors. Elsevier, Atmospheric Environment, 40, 5986, **2006**.
 24. HEEB N., SAXER Ch., FORSS A-M., BRÜHLMANN S. Trends of NO-, NO₂-, and NH₃-Emissions from Gasoline-Fueled Euro-3-to Euro-4-Passenger Cars. Elsevier, Atmospheric Environment, 42, 2543, **2008**.
 25. WOODBURN J., BIELACZYK P., SZCZOTKA A. Chassis Dynamometer Testing of Ammonia Emissions from Light-Duty SI Vehicles in the Context of Emissions of Reactive Nitrogen Compounds. SAE Technical Paper 2013-01-1346, **2013**.
 26. BIELACZYK P., SZCZOTKA A., WOODBURN J. An Overview of Emissions of Reactive Nitrogen Compounds from Modern Light Duty Vehicles Featuring SI Engines. Combustion Engines, 159 (4), 48, **2014**.
 27. STEWART J.D., STALKER R.M., O'SHAUGHNESSY R., DOUGLAS R., WOODS A. Sensitivity Analysis of Full Scale Catalyst Response under Dynamic Test-ing Conditions A Method to Develop Further Understanding of Catalytic Converter Behavior Pt. 1. SAE Technical Paper 2016-01-0979, **2016**.
 28. United States Environmental Protection Agency- Overview of Greenhouse Gases: N₂O, <http://www.epa.gov/climatechange>.
 29. United States Environmental Protection Agency, Light-Duty Vehicle Greenhouse Gas Emission Standards and Corporate Average Fuel Economy Standards; Final Rule, Federal Register/Vol. 75 (88), **2010**.
 30. BORSARI V., DE ASSUNÇÃO J. Nitrous Oxide Emissions from Gasolhol, Ethanol and CNG Light Duty Vehicles **2012**, doi: 10.1007/s10584-011-0203-9.
 31. GRAHAM L.A., BELISLE S.L., RIEGER P. Nitrous Oxide Emissions from Light Duty Vehicles, Atmospheric Environment, 43, 2031, **2009**. doi: 10.1016/j.atmosenv.2009.01.002.
 32. CZERWINSKI J., COMTE P., GÜDEL M., LEMAIRE J., MAYER A., HEEB N., BERGER H., REUTIMANN F. Investigations of Emissions of Reactive Substances NO₂ and NH₃ from Passenger Cars. PTNSS Journal Combustion Engines No. 166 (3), 17, **2016**.